




SERIES: SJ3-3509X

|

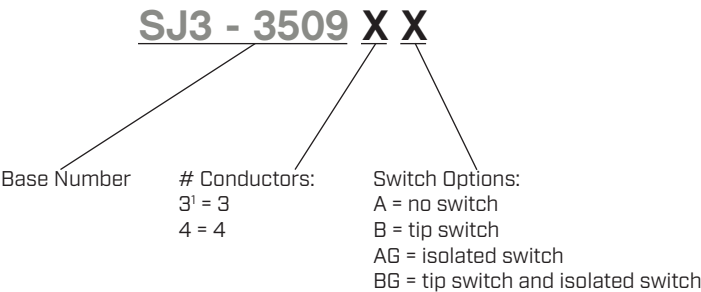
DESCRIPTION: AUDIO JACK

FEATURES

- 3.5 mm audio jack
- through hole
- tray packaging
- multiple switch variations



PART NUMBER KEY



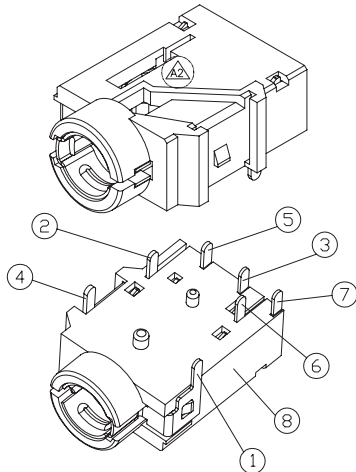
Note: 1. 3 conductor option only available with tip and isolated switch.

SPECIFICATIONS

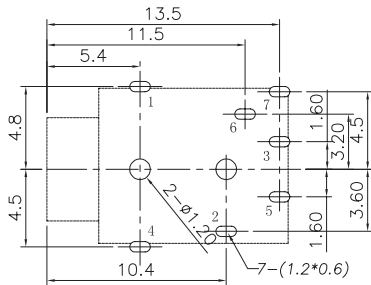
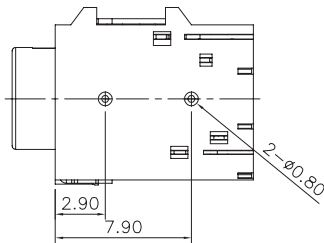
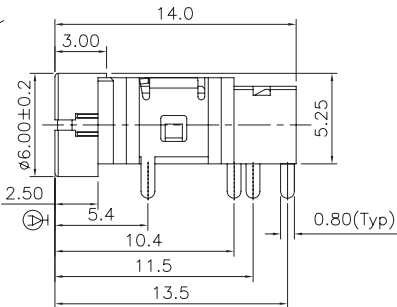
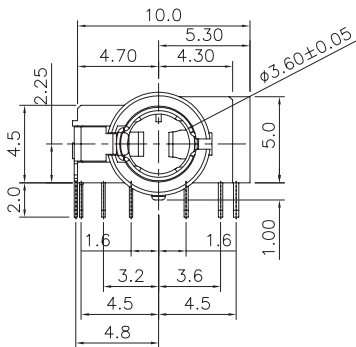
parameter	conditions/description	min	typ	max	units
rated input voltage			12		Vdc
rated input current				1	A
contact resistance				30	mΩ
insulation resistance	at 500 Vdc	100			MΩ
voltage withstand	for 1 minute			500	Vac
insertion/withdrawal force		0.3		3	kg
operating temperature		-25		85	°C
life			5,000		cycles
flammability rating	UL94V-0				
RoHS	yes				

MECHANICAL DRAWING

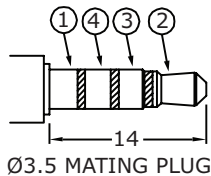
units: mm  
tolerance:  
X.X ±0.30 mm  
X.XX ±0.25 mm  
X.XXX ±0.20 mm  
PCB: ±0.05 mm  
unless otherwise specified



ITEM	DESCRIPTION	MATERIAL	PLATING/COLOR
1	terminal 1	C5191-H t=0.20	gold over nickel
2	terminal 2	C5210-EH t=0.25	silver over nickel
3	terminal 3	C5210-EH t=0.20	silver over nickel
4	terminal 4	C5210-EH t=0.30	silver over nickel
5	terminal 5	C2680-H t=0.25	silver over nickel
6	terminal 6	C2680-H t=0.20	silver over nickel
7	terminal 7	C5210-EH t=0.20	silver over nickel
8	housing	PBT [UL94V-0]	black



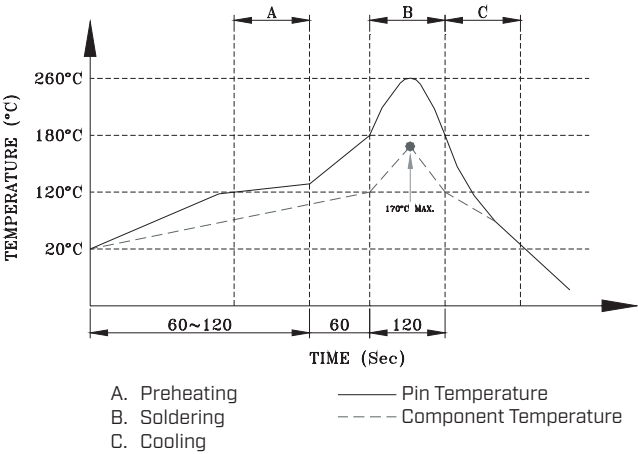
Recommended PCB Layout  
Top View



Model No.	SJ3-35093BG	SJ3-35094A	SJ3-35094B	SJ3-35094AG	SJ3-35094BG
Schematic					
PIN					
1	sleeve	sleeve	sleeve	sleeve	sleeve
2	tip	tip	tip	tip	tip
3	ring 1	ring 1	ring 1	ring 1	ring 1
4	NP	ring 2	ring 2	ring 2	ring 2
5	tip switch	NP	tip switch	NP	tip switch
6	isolated ring switch (N-C)	NP	NP	isolated ring switch (N-C)	isolated ring switch (N-C)
7	isolated ring	NP	NP	isolated ring	isolated ring

SOLDERABILITY

parameter	conditions/description	min	typ	max	units
wave soldering	for max 5 seconds	255	260	265	°C



REVISION HISTORY

rev.	description	date
1.0	initial release	06/12/2024
1.01	CUI Devices rebranded to Same Sky	09/12/2024

The revision history provided is for informational purposes only and is believed to be accurate.



Same Sky offers a one (1) year limited warranty. Complete warranty information is listed on our website.

Same Sky reserves the right to make changes to the product at any time without notice. Information provided by Same Sky is believed to be accurate and reliable. However, no responsibility is assumed by Same Sky for its use, nor for any infringements of patents or other rights of third parties which may result from its use.

Same Sky products are not authorized or warranted for use as critical components in equipment that requires an extremely high level of reliability. A critical component is any component of a life support device or system whose failure to perform can be reasonably expected to cause the failure of the life support device or system, or to affect its safety or effectiveness.

**sameskydevices.com**