


**MODEL:** GF1004M | **DESCRIPTION:** SPEAKER**FEATURES**

- 102.4 mm
- square frame
- 6.0 W
- 8  $\Omega$
- ferrite magnet
- PET cone

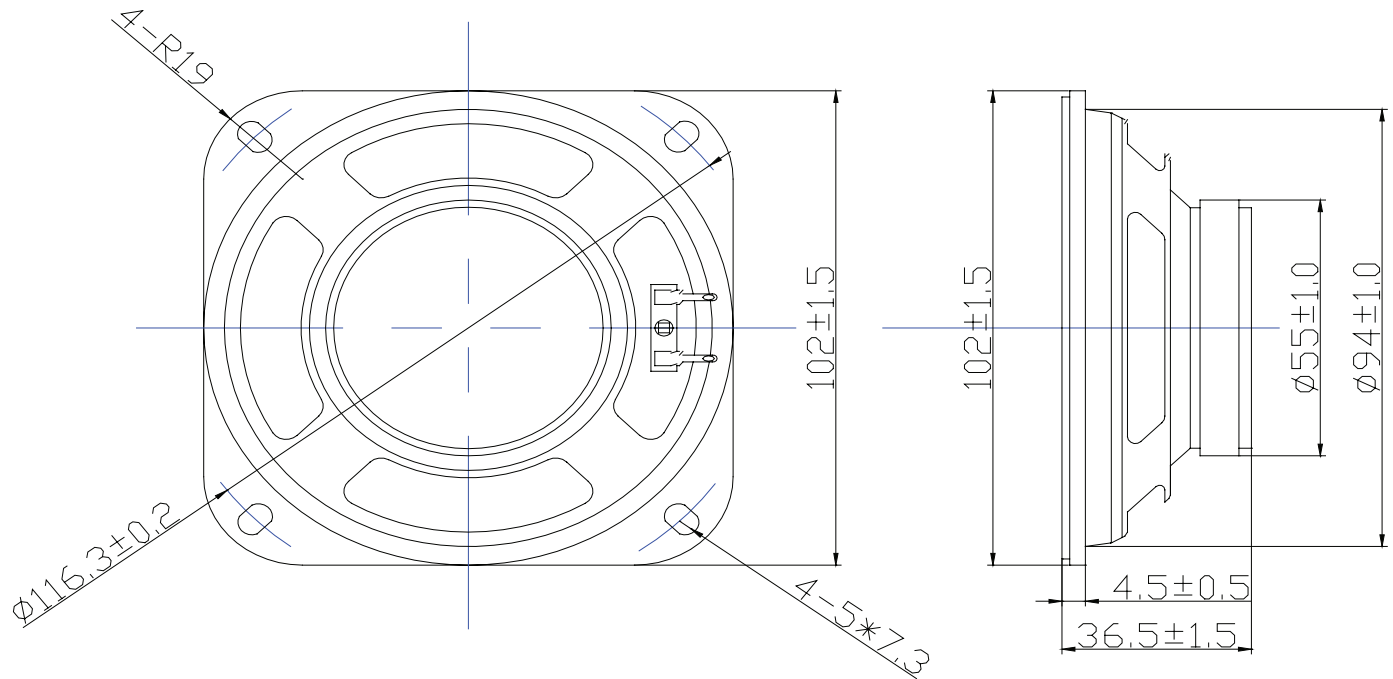
**SPECIFICATIONS**

parameter	conditions/description	min	typ	max	units
input power			6.0	10.0	W
impedance	at 1.0 kHz, 1.0 V	6.8	8	9.2	$\Omega$
resonant frequency (Fo)	at 1.0 V	184	230	276	Hz
frequency response		Fo		10,000	Hz
sound pressure level	at 1.0 W, 50 cm at 1.0 kHz	82	85	88	dB
buzz, rattle, etc.	must be normal at sine wave between Fo~5 kHz			6.93	V
polarity	cone moves forward w/ positive dc current to "+" terminal				
dimensions	102 x 102 x 36.5				mm
magnet	ferrite				
frame material	SPCC				
cone material	PET				
terminal	solder eyelets				
weight		198	220	242	g
operating temperature		-20		60	$^{\circ}\text{C}$
storage temperature		-25		70	$^{\circ}\text{C}$
hand soldering	for 3~5 seconds	370	380	390	$^{\circ}\text{C}$
RoHS	yes				

Notes: 1. All specifications measured at 15~35 $^{\circ}\text{C}$ , humidity at 45~85%, under 86~106 kPa pressure, unless otherwise noted.

## MECHANICAL DRAWING

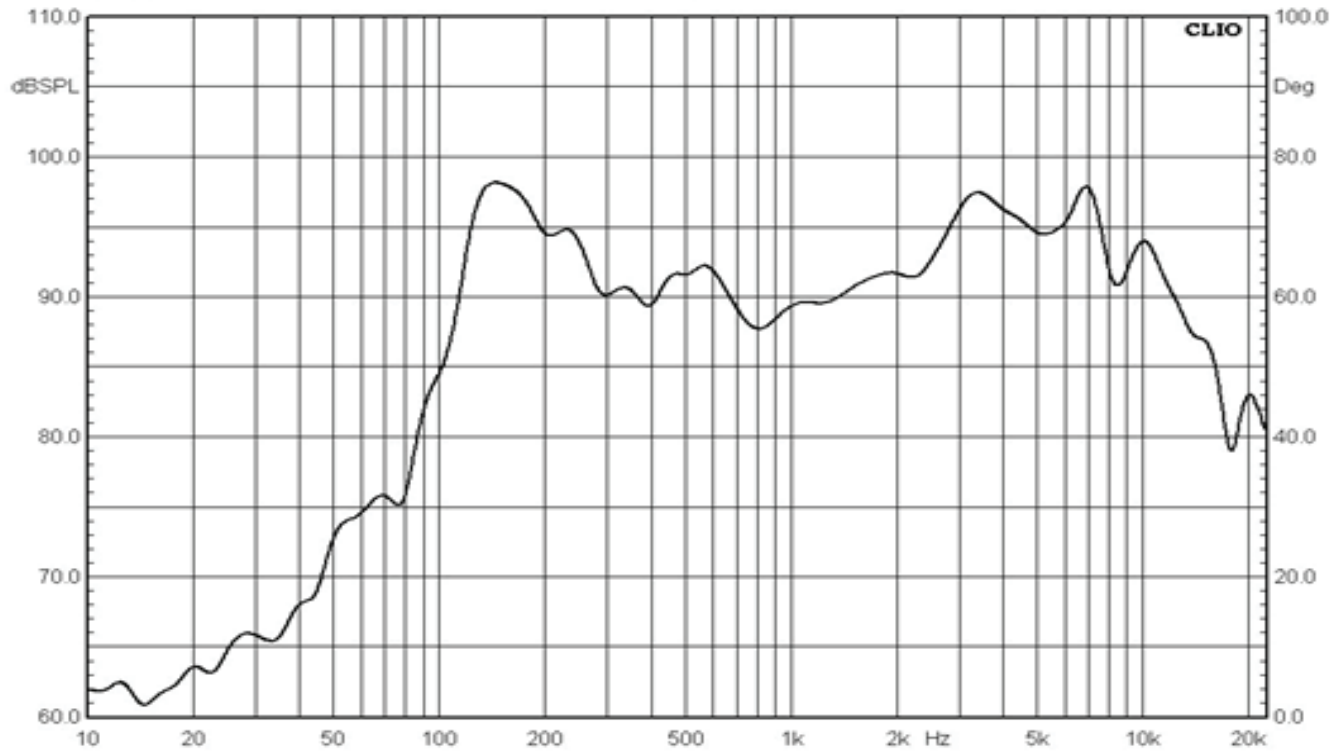
units: mm  
tolerance:  $\pm 0.5$  mm



## RESPONSE CURVES

### Frequency Response Curve

Test Conditions: 1.0 W/0.5 m



## REVISION HISTORY

rev.	description	date
1.0	initial release	09/20/2006
1.01	brand update	05/18/2020
1.02	logo, datasheet style update	08/05/2022
1.03	mold change	08/12/2024
1.04	CUI Devices rebranded to Same Sky	09/11/2024

The revision history provided is for informational purposes only and is believed to be accurate.



Same Sky offers a one (1) year limited warranty. Complete warranty information is listed on our website.

Same Sky reserves the right to make changes to the product at any time without notice. Information provided by Same Sky is believed to be accurate and reliable. However, no responsibility is assumed by Same Sky for its use, nor for any infringements of patents or other rights of third parties which may result from its use.

Same Sky products are not authorized or warranted for use as critical components in equipment that requires an extremely high level of reliability. A critical component is any component of a life support device or system whose failure to perform can be reasonably expected to cause the failure of the life support device or system, or to affect its safety or effectiveness.

[sameskydevices.com](https://www.sameskydevices.com)