


MODEL: CUSA-TR50-150-2500-WC68 | **DESCRIPTION:** ULTRASONIC SENSOR

FEATURES

- aluminum can
- IP68 rated
- combination unit: receiver & transmitter
- wire leads with connector


SPECIFICATIONS

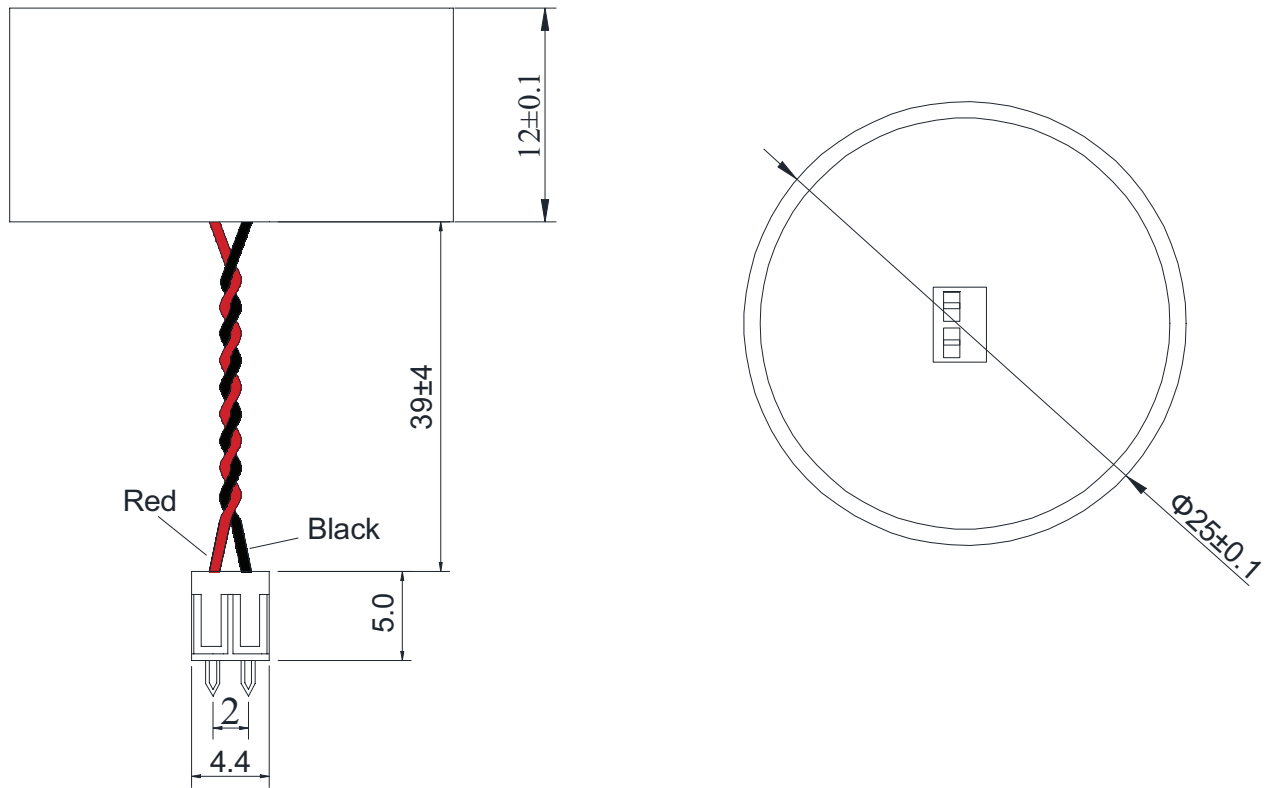
parameter	conditions/description	min	typ	max	units
type	transmitter/receiver				
operating voltage	at 25 kHz			150	Vp-p
frequency		23.5	25	26.5	kHz
echo sensitivity	at 1 m	150			mV
sound pressure level	at 10 V, 30 cm, sine wave	110			dB
directivity	at -6 dB	35	50	65	degree
capacitance	at 1 kHz	2,000	2,500	3,000	pF
detectable range		0.5		15.0	m
response time				2.0	ms
impedance				3,000	Ω
dimensions	$\varnothing 25 \times 12$				mm
material	aluminum				
terminal	wire leads with connetcor				
weight			7.52		g
operating temperature		-40		80	$^{\circ}\text{C}$
storage temperature		-40		85	$^{\circ}\text{C}$
RoHS	yes				
IP level	IP68				

MECHANICAL DRAWING

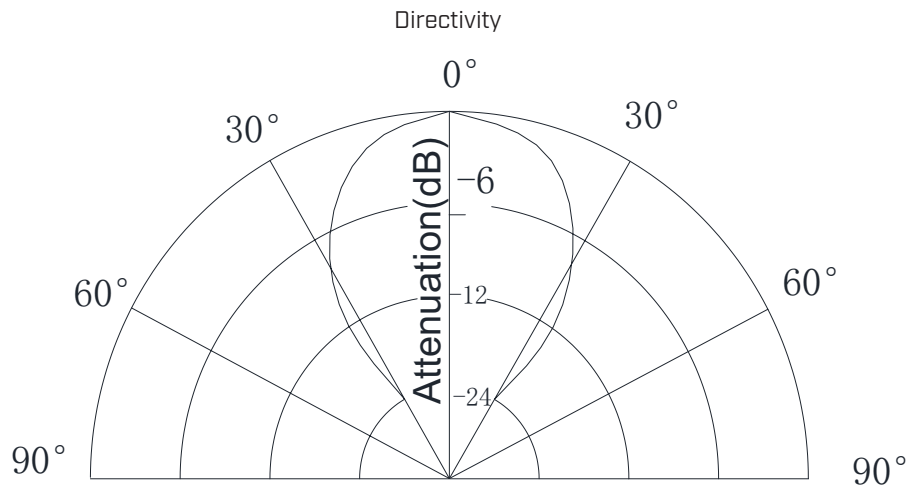
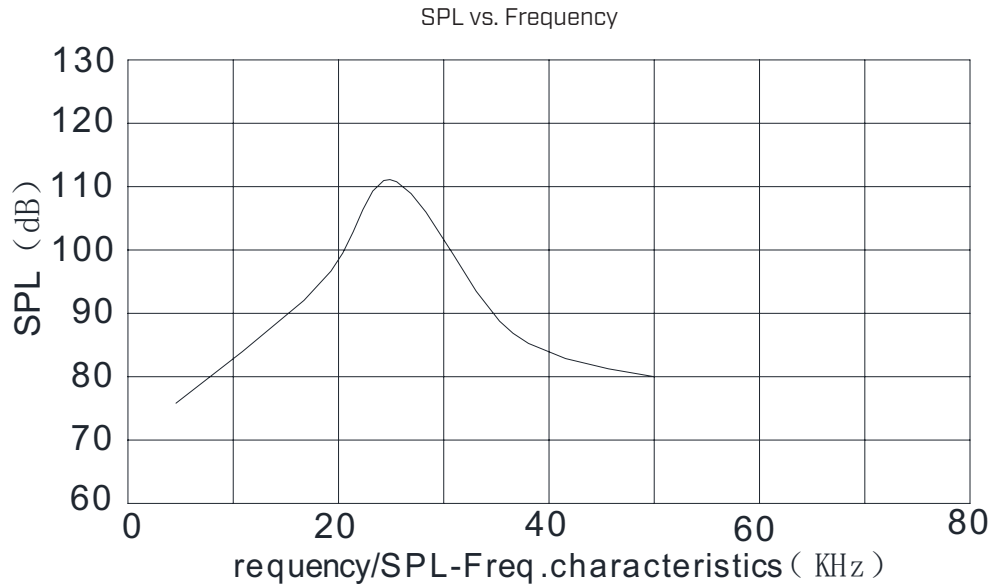
units: mm

wire: UL1571 30 AWG

connector: JAM P/N JB20-02HG



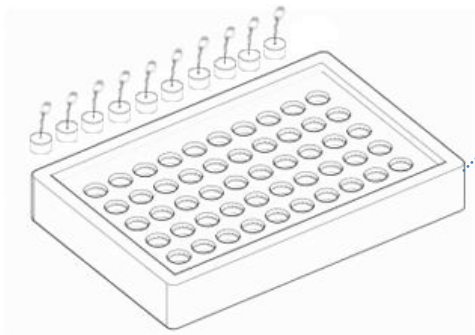
BEAM PATTERNS



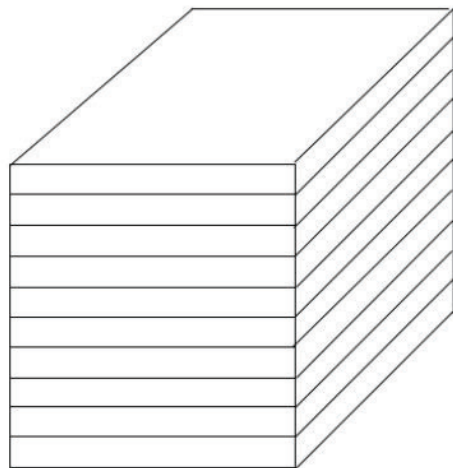
PACKAGING

units: mm

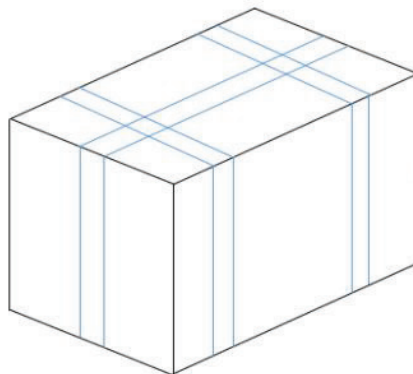
Tray Size: 350 x 195 x 35 mm
Tray QTY: 50 pcs per tray
Carton Size: 370 x 370 x 370 mm
Carton QTY: 1,000 pcs per carton



50PCS/BOX
BOX SIZE:35*19.5*3.5CM



10BOXES/STACK,TATAL 500PCS
STACK SIZE:35*19.5*35CM



1000PCS/CARTON
CARTON SIZE:37*37*37CM

REVISION HISTORY

rev.	description	date
1.0	initial release	05/17/2022
1.01	logo, datasheet style update	08/05/2022
1.02	CUI Devices rebranded to Same Sky	09/12/2024

The revision history provided is for informational purposes only and is believed to be accurate.



Same Sky offers a one (1) year limited warranty. Complete warranty information is listed on our website.

Same Sky reserves the right to make changes to the product at any time without notice. Information provided by Same Sky is believed to be accurate and reliable. However, no responsibility is assumed by Same Sky for its use, nor for any infringements of patents or other rights of third parties which may result from its use.

Same Sky products are not authorized or warranted for use as critical components in equipment that requires an extremely high level of reliability. A critical component is any component of a life support device or system whose failure to perform can be reasonably expected to cause the failure of the life support device or system, or to affect its safety or effectiveness.

[sameskydevices.com](https://www.sameskydevices.com)