

SERIES: CSXX12B | DESCRIPTION: CURRENT SENSOR

FEATURES

- open loop
- bipolar
- detects current direction
- single channel



MODEL

| MODEL | rated current (If) | linearity range ¹ (Im) |
|---------|---------------------|-----------------------------------|
| | [A _{RMS}] | [A _{PEAK}] |
| CS0312B | ±3 | +9/-3 |
| CS0512B | ±5 | +15/-5 |
| CS1012B | ±10 | +30/-10 |
| CS1512B | ±15 | +45/-15 |
| CS2012B | ±20 | +60/-20 |

Notes: 1. Im is the maximum peak current for which the output voltage specifications are guaranteed, however the If RMS rating must not be exceeded.
2. All specifications measured at 25°C, RI=10 kΩ, unless otherwise noted.
3. It is recommended to add a 1 μF capacitor connected between the common terminal 4 and the +12 V terminal 1 to avoid noise problems.

SPECIFICATIONS

| parameter | conditions/description | min | typ | max | units |
|---|---|--------------|--------------|--------------|--------|
| supply voltage (Vcc) | | 11.4 | 12.0 | 12.6 | V |
| max current consumption (Ic) | | | | 25 | mA |
| output voltage (Vo) | at +If at -If | 4.47 0.47 | 4.50 0.50 | 4.53 0.53 | V V |
| zero current offset voltage (Vr) | after demagnetization | 2.48 | 2.50 | 2.52 | V |
| output voltage linearity ⁴ (ΔKo) | | | | ±0.5 | % |
| response (tr) | at di/dt = If/μs | | 3 | | μs |
| output voltage temperature characteristics | | | | ±0.1 | %/°C |
| zero current offset voltage characteristics | | | | ±1.5 | mV/°C |
| hysteresis (Vh) | at +If to zero current | | | 8 | mV |
| primary over current | for maximum 50 ms, no damage | | | 10*If | A |
| withstand voltage | between coil and each terminal for 1 minute | | 2,000 | | Vac |
| insulation resistance | between coil and each terminal at 500 Vdc | | 500 | | MΩ |
| operating temperature | | -10 | | 75 | °C |
| storage temperature | | -30 | | 90 | °C |
| safety approvals | UL 508 | | | | |
| flammability rating | UL94V-0 | | | | |
| RoHS | yes | | | | |

Notes: 4. Deducting the value of hysteresis and offset voltage, calculated by $(V/V_o)/(|I_{f1}-1|) \times 100\%$.

SOLDERABILITY

| parameter | conditions/description | min | typ | max | units |
|----------------|------------------------|-----|-----|-----|-------|
| hand soldering | for maximum 3 seconds | | 280 | | °C |

MECHANICAL

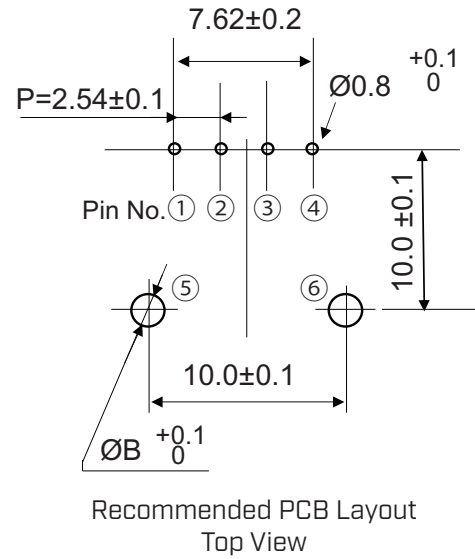
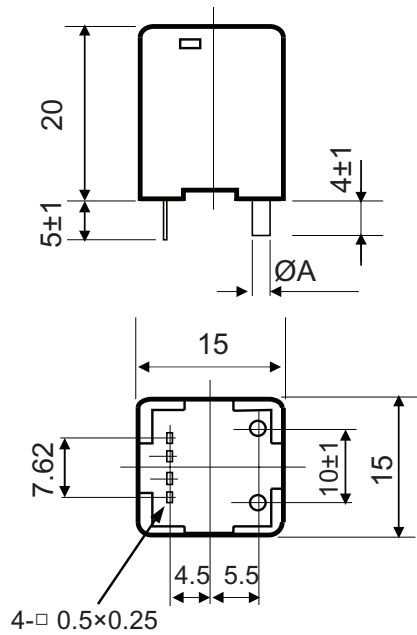
| parameter | conditions/description | min | typ | max | units |
|---------------|----------------------------------|-----|-----|-----|-------|
| dimensions | 15 x 15 x 20 | | | | mm |
| case material | PBT | | | | |
| terminals | phosphor bronze with tin plating | | | | |
| weight | | | 8 | | g |

MECHANICAL DRAWING

units: mm
tolerance: ±0.5 mm

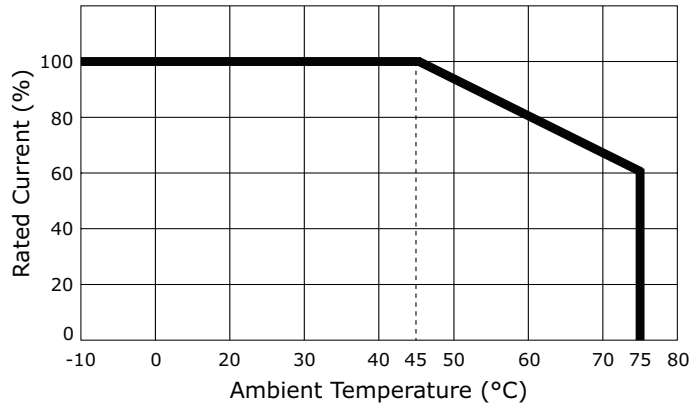
| PIN CONNECTIONS | |
|-----------------|------------|
| PIN | FUNCTION |
| 1 | +12 V |
| 2 | NC |
| 3 | Output [V] |
| 4 | 0 V |
| 5 | +Input [A] |
| 6 | -Input [A] |

| MODEL NO. | ØA [mm] | ØB [mm] |
|-----------|---------|---------|
| CS0312B | 0.6 | 1.2 |
| CS0512B | 0.9 | 1.5 |
| CS1012B | 1.1 | 1.7 |
| CS1512B | 1.4 | 2.0 |
| CS2012B | 1.7 | 2.3 |



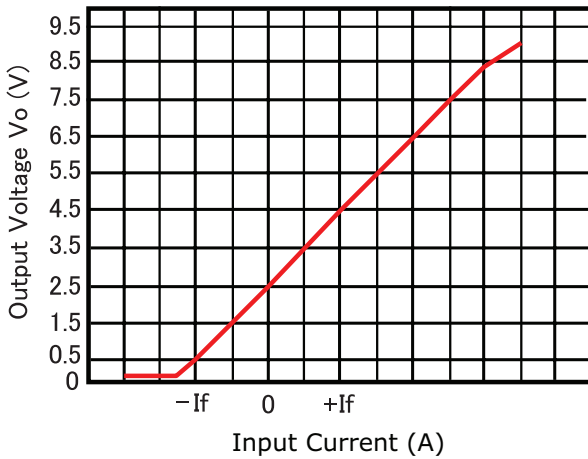
DERATING CURVE

Temperature Derating Curve
(Natural Convection)

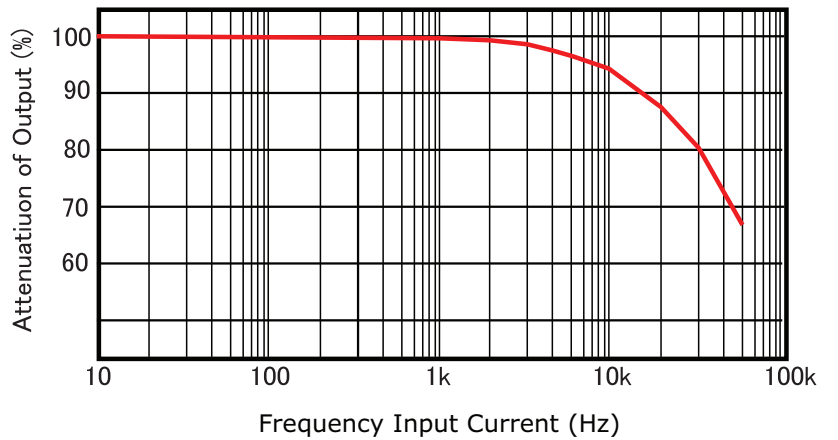


PERFORMANCE CURVES

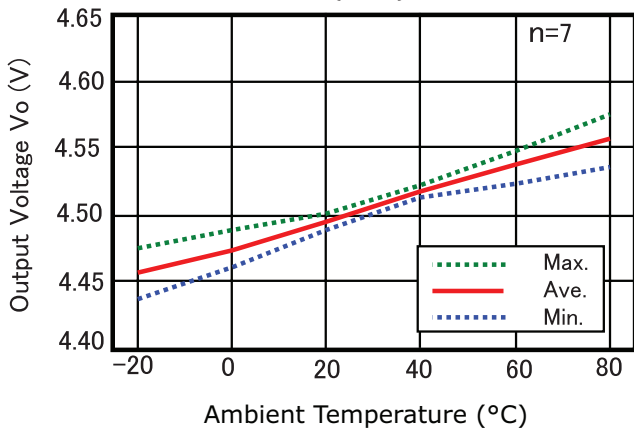
Output Voltage vs. Input Current



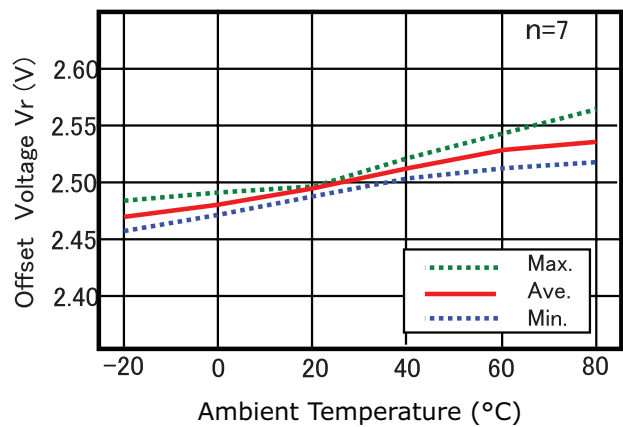
Input Current Frequency vs. Output Attenuation



Output Voltage vs. Ambient Temperature
(at +If)



Offset Voltage vs. Ambient Temperature
(at Zero Current)



REVISION HISTORY

| rev. | description | date |
|------|-----------------------------------|------------|
| 1.0 | initial release | 09/03/2019 |
| 1.01 | brand update | 02/21/2020 |
| 1.02 | logo, datasheet style update | 08/05/2022 |
| 1.03 | CUI Devices rebranded to Same Sky | 09/12/2024 |

The revision history provided is for informational purposes only and is believed to be accurate.



Same Sky offers a one (1) year limited warranty. Complete warranty information is listed on our website.

Same Sky reserves the right to make changes to the product at any time without notice. Information provided by Same Sky is believed to be accurate and reliable. However, no responsibility is assumed by Same Sky for its use, nor for any infringements of patents or other rights of third parties which may result from its use.

Same Sky products are not authorized or warranted for use as critical components in equipment that requires an extremely high level of reliability. A critical component is any component of a life support device or system whose failure to perform can be reasonably expected to cause the failure of the life support device or system, or to affect its safety or effectiveness.

[sameskydevices.com](https://www.sameskydevices.com)