

## MODEL: CLS0451M | DESCRIPTION: SPEAKER

### FEATURES

- 44.5 mm round frame
- 8  $\Omega$  impedance
- rated 0.2 W
- neodymium magnet
- PET cone

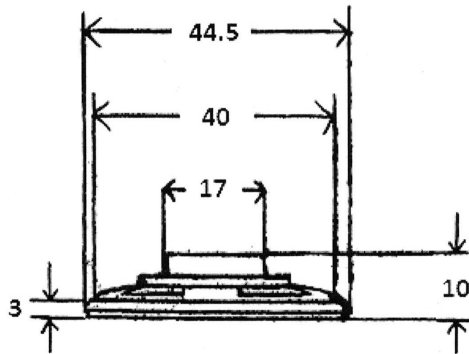
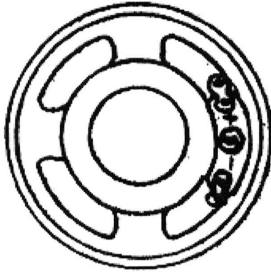


### SPECIFICATIONS

parameter	conditions/description	min	typ	max	units
input power			0.2	0.3	W
impedance	at 1.0 kHz, 1.0 V	6.8	8	9.2	$\Omega$
resonant frequency (Fo)	at Fo Vrms, 1.0 V	456	570	684	Hz
frequency response		Fo		8,000	Hz
sound pressure level	at 0.2 W, 50 cm, avg at 1.0, 1.4, 1.7, 2.0 kHz	81	84	87	dB
buzz, rattle, etc.	must be normal at sine wave, frequency range			1.26	V
dimensions	$\varnothing$ 44.5 x 10				mm
magnet	Nd-Fe-B				
cone material	PET				
terminal	solder eyelets				
operating temperature		-25		60	$^{\circ}$ C
hand soldering	for maximum 3 seconds	360	380	400	$^{\circ}$ C
RoHS	yes				
packaging	packaging type: cardboard grid system 100 pcs / per tray, 4 trays / per box, 2 boxes per carton full box qty: 800 pcs carton size: 54 x 32 x 24 cm				

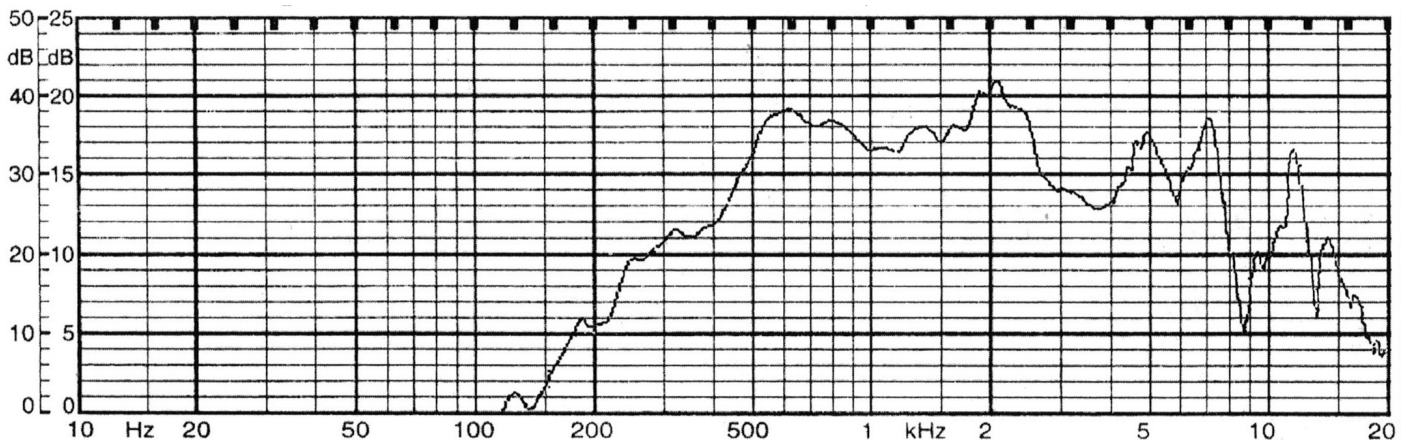
## MECHANICAL DRAWING

units: mm  
tolerance: ±0.5 mm



## FREQUENCY RESPONSE CURVE

parameter	conditions/description
potentiometer range	50 dB
rectifier	RMS
lower limit frequency	20 Hz
wr. speed	100 mm/sec
zero level	50 dB



## REVISION HISTORY

rev.	description	date
1.0	initial release	07/03/2007
1.01	brand update	01/26/2021
1.02	added packaging details	06/01/2022
1.03	logo, datasheet style update	08/05/2022
1.04	CUI Devices rebranded to Same Sky	09/11/2024

The revision history provided is for informational purposes only and is believed to be accurate.



Same Sky offers a one (1) year limited warranty. Complete warranty information is listed on our website.

Same Sky reserves the right to make changes to the product at any time without notice. Information provided by Same Sky is believed to be accurate and reliable. However, no responsibility is assumed by Same Sky for its use, nor for any infringements of patents or other rights of third parties which may result from its use.

Same Sky products are not authorized or warranted for use as critical components in equipment that requires an extremely high level of reliability. A critical component is any component of a life support device or system whose failure to perform can be reasonably expected to cause the failure of the life support device or system, or to affect its safety or effectiveness.

[sameskydevices.com](https://www.sameskydevices.com)