


MODEL: CEM-1612 | **DESCRIPTION:** MAGNETIC BUZZER TRANSDUCER**FEATURES**

- through hole
- 12 V rated
- externally driven

**SPECIFICATIONS**

parameter	conditions/description	min	typ	max	units
rated voltage	V_{o-p} 		12.0		V_{o-p}
operating voltage		6.0		18.0	V_{o-p}
current consumption	at rated voltage, 2,048 Hz square wave, ½ duty			40	mA
rated frequency			2,048		Hz
sound pressure level	at 10 cm (A-weight), rated voltage, 2,048 Hz square wave, ½ duty	85	97		dBA
coil resistance		98.0	115.0	132.0	Ω
dimensions	$\varnothing 16.0 \times 14.0$				mm
weight			4.6		g
material	PPD				
terminal	pin type [Au plating]				
operating temperature		-20		60	$^{\circ}\text{C}$
storage temperature		-30		70	$^{\circ}\text{C}$
washable	yes				
RoHS	yes				

Notes: 1. All specifications measured at 5-35 $^{\circ}\text{C}$, humidity at 45-85%, under 86-106kPa pressure, unless otherwise noted.

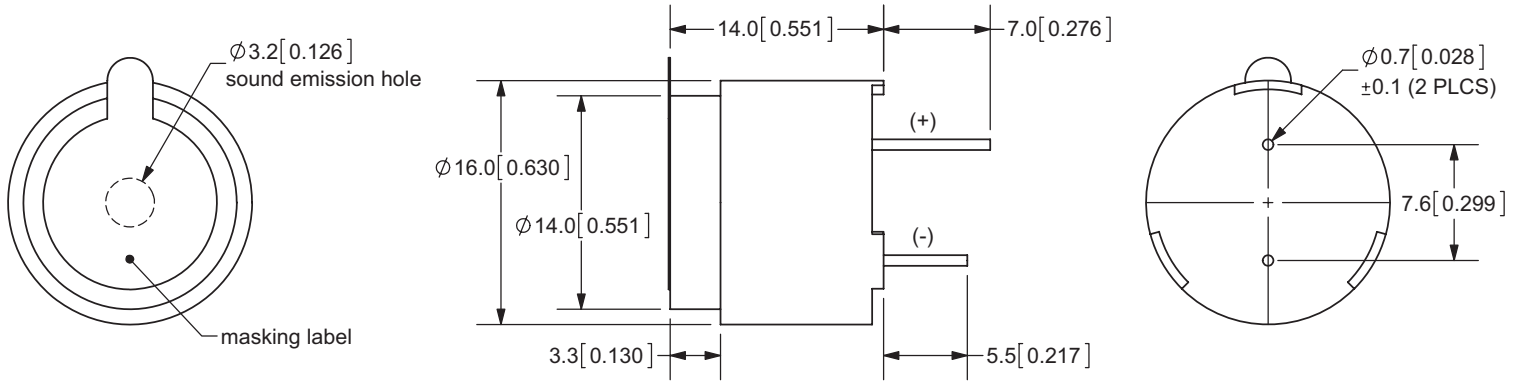
SOLDERABILITY

parameter	conditions/description	min	typ	max	units
hand soldering ²	for maximum 2 seconds	330		380	$^{\circ}\text{C}$

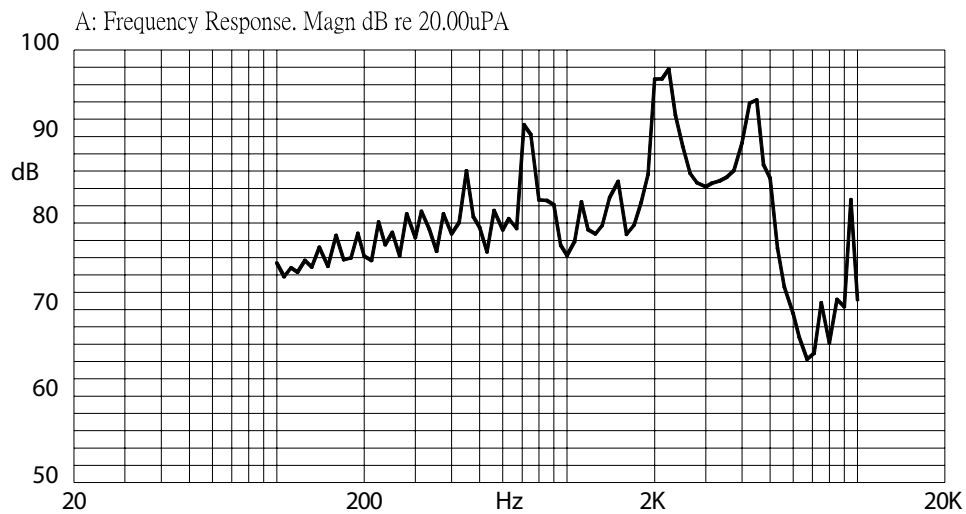
Notes: 2. Not recommended for wave soldering

MECHANICAL DRAWING

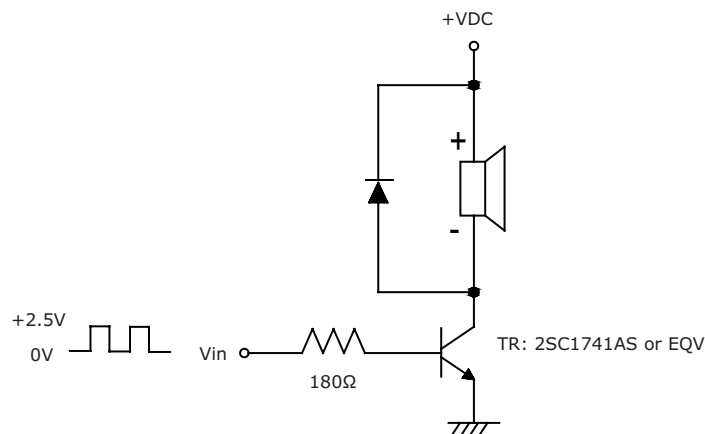
units: mm
tolerance: ±0.5 mm



FREQUENCY RESPONSE CURVE



APPLICATION CIRCUIT



REVISION HISTORY

rev.	description	date
1.0	initial release	09/13/2006
1.01	brand update	01/06/2020
1.02	logo, datasheet style update	08/05/2022
1.03	CUI Devices rebranded to Same Sky	09/11/2024

The revision history provided is for informational purposes only and is believed to be accurate.



Same Sky offers a one (1) year limited warranty. Complete warranty information is listed on our website.

Same Sky reserves the right to make changes to the product at any time without notice. Information provided by Same Sky is believed to be accurate and reliable. However, no responsibility is assumed by Same Sky for its use, nor for any infringements of patents or other rights of third parties which may result from its use.

Same Sky products are not authorized or warranted for use as critical components in equipment that requires an extremely high level of reliability. A critical component is any component of a life support device or system whose failure to perform can be reasonably expected to cause the failure of the life support device or system, or to affect its safety or effectiveness.

[sameskydevices.com](https://www.sameskydevices.com)