

Product Change Notice (PCN)

Date: **11/17/2022**

PCN Number: **PCN-0450921R-01**

To Our Customers:

We appreciate your use of our products. Our commitment in maintaining and improving processes is demonstrated by plans to enhance our product quality, reliability, and manufacturability. The purpose of this notice is to inform you of a product change.

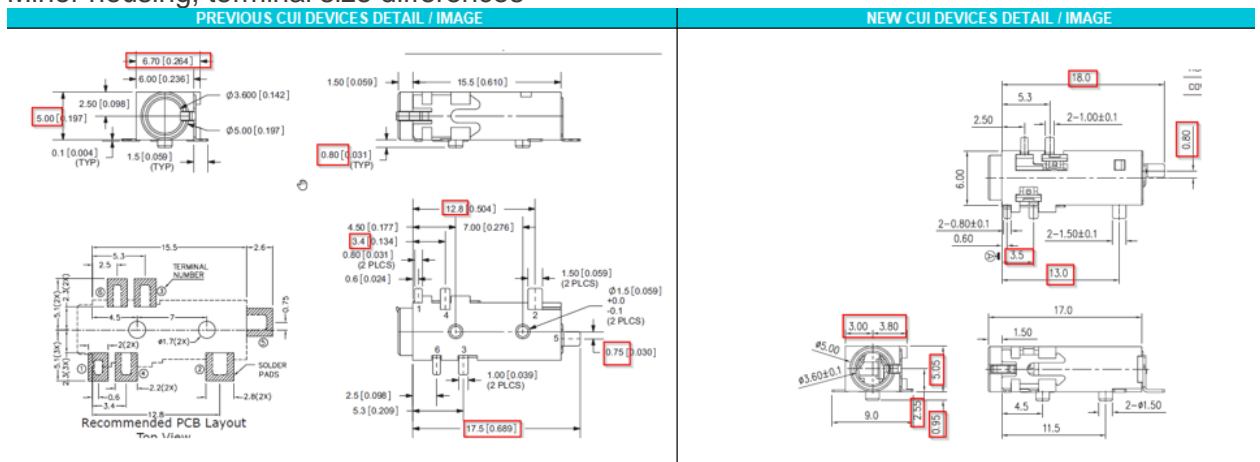
Product(s) Affected:

SJ-43514-SMT-TR, SJ-43515RS-SMT-TR, SJ-43515TS-SMT-TR, SJ-43516-SMT-TR, SJ-43516-SMT-TR-BE, 43516-SMT-TR-GR, & 43516-SMT-TR-PI

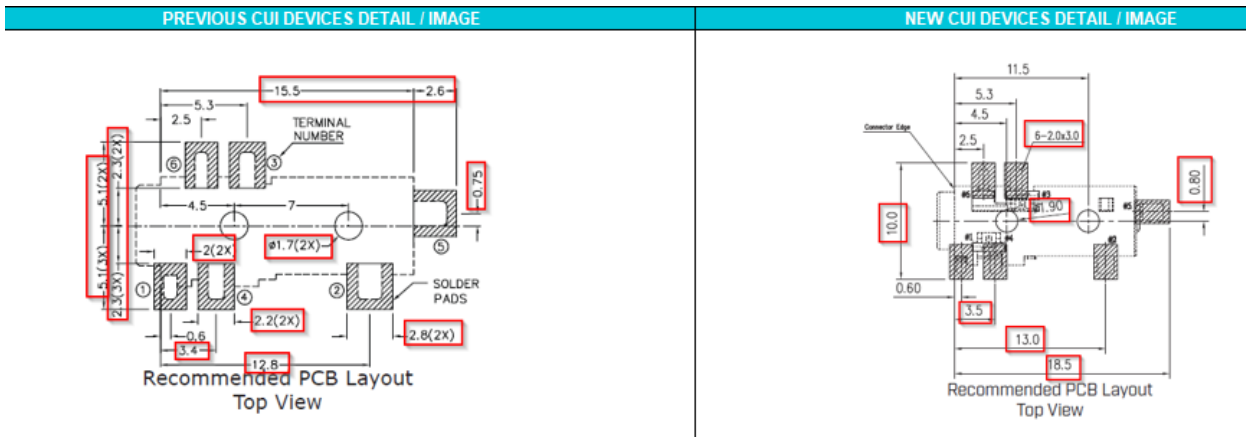
Reason(s) for Change: *Manufacturing process improvements*

Description of Change:

1. Minor housing, terminal size differences



2. PCB size differs



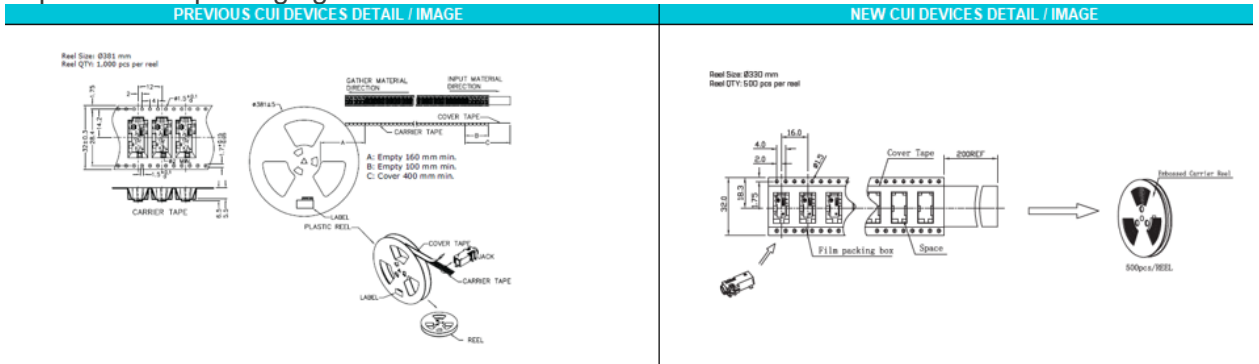
3. Housing material differs

PREVIOUS CUI DEVICES DETAIL / IMAGE	NEW CUI DEVICES DETAIL / IMAGE																																																			
<table border="1"> <thead> <tr> <th></th> <th>MATERIAL</th> <th>PLATING</th> </tr> </thead> <tbody> <tr> <td>terminal 1</td> <td>copper alloy</td> <td>silver</td> </tr> <tr> <td>terminal 2</td> <td>copper alloy</td> <td>silver</td> </tr> <tr> <td>terminal 3</td> <td>copper alloy</td> <td>silver</td> </tr> <tr> <td>terminal 4</td> <td>copper alloy</td> <td>silver</td> </tr> <tr> <td>terminal 5</td> <td>brass</td> <td>silver</td> </tr> <tr> <td>terminal 6</td> <td>copper alloy</td> <td>silver</td> </tr> <tr> <td>plastic</td> <td>PA6T or equivalent</td> <td></td> </tr> </tbody> </table>		MATERIAL	PLATING	terminal 1	copper alloy	silver	terminal 2	copper alloy	silver	terminal 3	copper alloy	silver	terminal 4	copper alloy	silver	terminal 5	brass	silver	terminal 6	copper alloy	silver	plastic	PA6T or equivalent		<table border="1"> <thead> <tr> <th>DESCRIPTION</th> <th>MATERIAL</th> <th>PLATING/COLOR</th> </tr> </thead> <tbody> <tr> <td>terminal 1</td> <td>C5210 t-0.20</td> <td>silver over nickel</td> </tr> <tr> <td>terminal 2</td> <td>C5210 t-0.30</td> <td>silver over nickel</td> </tr> <tr> <td>terminal 3</td> <td>C5191 t-0.20</td> <td>silver over nickel</td> </tr> <tr> <td>terminal 4</td> <td>C5210 t-0.20</td> <td>silver over nickel</td> </tr> <tr> <td>terminal 5</td> <td>C2680 t-0.30</td> <td>silver over nickel</td> </tr> <tr> <td>terminal 6</td> <td>C5210 t-0.20</td> <td>silver over nickel</td> </tr> <tr> <td>housing</td> <td>PA9T (UL94V-0)</td> <td></td> </tr> <tr> <td>cover</td> <td>PA9T (UL94V-0)</td> <td></td> </tr> </tbody> </table>	DESCRIPTION	MATERIAL	PLATING/COLOR	terminal 1	C5210 t-0.20	silver over nickel	terminal 2	C5210 t-0.30	silver over nickel	terminal 3	C5191 t-0.20	silver over nickel	terminal 4	C5210 t-0.20	silver over nickel	terminal 5	C2680 t-0.30	silver over nickel	terminal 6	C5210 t-0.20	silver over nickel	housing	PA9T (UL94V-0)		cover	PA9T (UL94V-0)	
	MATERIAL	PLATING																																																		
terminal 1	copper alloy	silver																																																		
terminal 2	copper alloy	silver																																																		
terminal 3	copper alloy	silver																																																		
terminal 4	copper alloy	silver																																																		
terminal 5	brass	silver																																																		
terminal 6	copper alloy	silver																																																		
plastic	PA6T or equivalent																																																			
DESCRIPTION	MATERIAL	PLATING/COLOR																																																		
terminal 1	C5210 t-0.20	silver over nickel																																																		
terminal 2	C5210 t-0.30	silver over nickel																																																		
terminal 3	C5191 t-0.20	silver over nickel																																																		
terminal 4	C5210 t-0.20	silver over nickel																																																		
terminal 5	C2680 t-0.30	silver over nickel																																																		
terminal 6	C5210 t-0.20	silver over nickel																																																		
housing	PA9T (UL94V-0)																																																			
cover	PA9T (UL94V-0)																																																			

4. Reflow Soldering Difference

PREVIOUS CUI DEVICES DETAIL / IMAGE	NEW CUI DEVICES DETAIL / IMAGE																																										
<p>SOLDERABILITY</p> <table border="1"> <thead> <tr> <th>parameter</th> <th>conditions/description</th> <th>min</th> <th>typ</th> <th>max</th> <th>units</th> </tr> </thead> <tbody> <tr> <td>reel storage</td> <td>at relative humidity <80%</td> <td></td> <td></td> <td>40</td> <td>°C</td> </tr> <tr> <td>reflow soldering¹</td> <td>see reflow profile</td> <td>255</td> <td>260</td> <td>265</td> <td>°C</td> </tr> <tr> <td>drying conditions²</td> <td>parts in reel: bake at 40°C ±5°C for 72 hours parts removed from reel: bake at 40°C ±5°C for 10 hours</td> <td></td> <td></td> <td></td> <td></td> </tr> </tbody> </table> <p>Notes: 1. Must reflow solder within 72 hours from opening vacuum packaging at a temperature <30°C & relative humidity <60%. 2. When exceeding floor life by >72 hours.</p>	parameter	conditions/description	min	typ	max	units	reel storage	at relative humidity <80%			40	°C	reflow soldering ¹	see reflow profile	255	260	265	°C	drying conditions ²	parts in reel: bake at 40°C ±5°C for 72 hours parts removed from reel: bake at 40°C ±5°C for 10 hours					<p>SOLDERABILITY</p> <table border="1"> <thead> <tr> <th>parameter</th> <th>conditions/description</th> <th>min</th> <th>typ</th> <th>max</th> <th>units</th> </tr> </thead> <tbody> <tr> <td>reel storage</td> <td>5-25°C, 20-75% humidity</td> <td></td> <td></td> <td></td> <td></td> </tr> <tr> <td>reflow soldering</td> <td>see reflow profile</td> <td>255</td> <td>260</td> <td></td> <td>°C</td> </tr> </tbody> </table> <p>Notes: 1. CUI Devices recommends usage of the product within 24 hours after 120 is opened. After 24 hours, CUI Devices recommends drying the parts prior to use.</p>	parameter	conditions/description	min	typ	max	units	reel storage	5-25°C, 20-75% humidity					reflow soldering	see reflow profile	255	260		°C
parameter	conditions/description	min	typ	max	units																																						
reel storage	at relative humidity <80%			40	°C																																						
reflow soldering ¹	see reflow profile	255	260	265	°C																																						
drying conditions ²	parts in reel: bake at 40°C ±5°C for 72 hours parts removed from reel: bake at 40°C ±5°C for 10 hours																																										
parameter	conditions/description	min	typ	max	units																																						
reel storage	5-25°C, 20-75% humidity																																										
reflow soldering	see reflow profile	255	260		°C																																						

5. Tape and reel packaging differs




Affected Date Code: *11/15/2022*

Product Availability: *Channel availability mid Q4*


Additional Information:

PCN Approval:

Operations/Quality



Product Management



Nick Wolfe

11/17/2022