




SERIES: TS26 | DESCRIPTION: TACTILE SWITCH

FEATURES

- illuminated
- 7 color options
- surface mount



SPECIFICATIONS

parameter	conditions/description	min	typ	max	units
rated voltage		1		12	Vdc
rated current		0.01		50	mA
withstanding voltage	for 1 minute		250		Vac
contact resistance	applying load of 2 times operating force at 5 Vdc, 10 mA			100	mΩ
insulation resistance	for 1 minute at 100 Vdc	100			MΩ
operating force		210	260	310	gf
return force		20			gf
actuator travel		0.15	0.25	0.35	mm
operating temperature		-30		80	°C
storage temperature		-40		90	°C
life	at 12 Vdc, 50 mA, 1~2 cycles/second, 1.5 times operating force		100,000		cycles
vibration	10~55~10 Hz, 1.5 mm amplitude, 2 hours on each XYZ				
flammability rating	see material table				
RoHS	yes				

PART NUMBER KEY

TS26 - 68 - 25 - XX - 260 - SMT - TR

Base Number

LED Color:
 WT = white
 BL = blue
 R = red
 G = green
 Y = yellow
 RB = red & blue
 RG = red and green

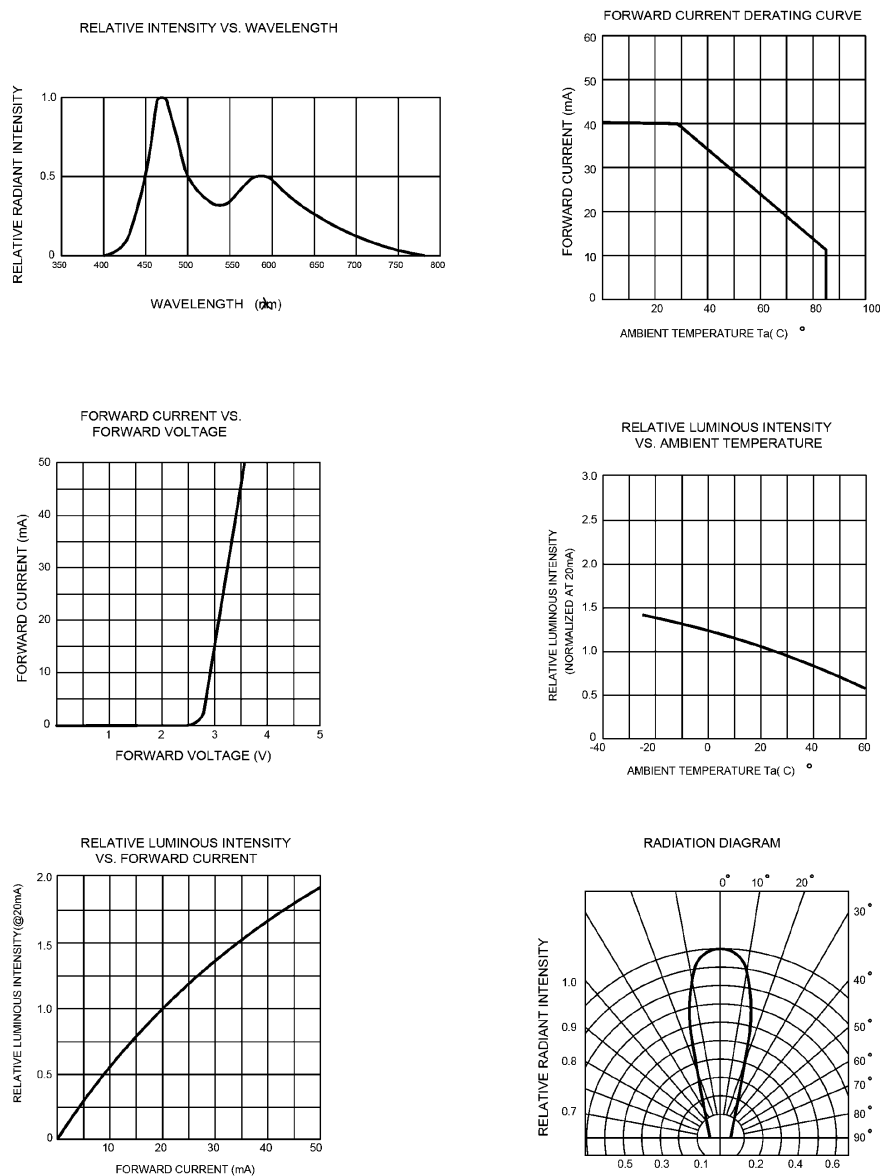
LED ABSOLUTE MAXIMUM RATINGS (WHITE) (TA=25°C)

parameter	conditions/description	min	typ	max	units
power dissipation [Pd]				18	mW
DC forward current [IF]				5	mA
peak forward current [IFP]	pulse of 1/10 duty and 0.1 ms width			100	mA
reverse voltage [VR]				5	V

LED ELECTRO-OPTICAL CHARACTERISTICS (WHITE) (TA=25°C)

parameter	conditions/description	min	typ	max	units
forward voltage [Vf]	at IF=20 mA		3.2	3.6	V
luminous intensity [Iv]	at IF=20 mA	200	600		mcd
chromacity coordinates	at IF=20 mA white	X 0.285 Y 0.287	0.28 0.29	0.287 0.295	
reverse current [IR]	at VR=5 V			1	µA
viewing angle [2θ1/2]	at IF=20 mA		30		deg

LED ELECTRO-OPTICAL CHARACTERISTIC CURVES (WHITE)



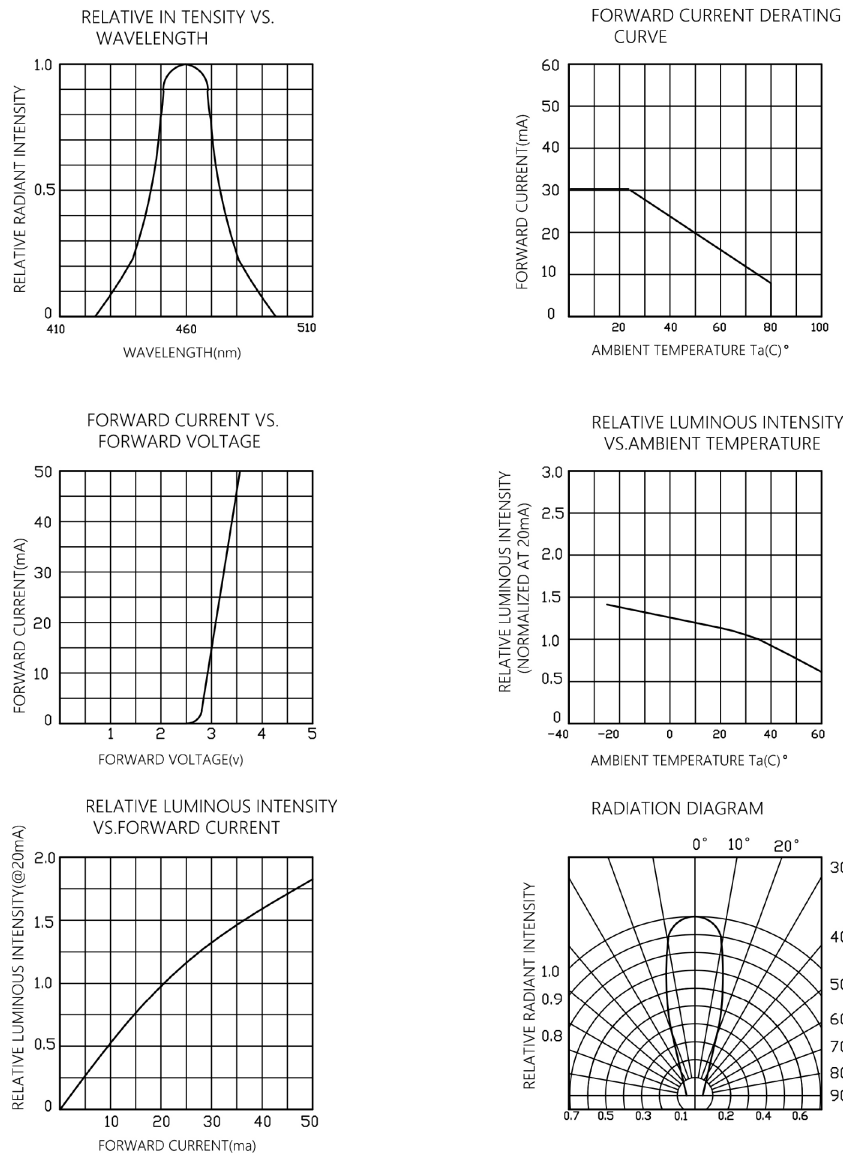
LED ABSOLUTE MAXIMUM RATINGS (BLUE) (TA=25°C)

parameter	conditions/description	min	typ	max	units
power dissipation (Pd)				120	mW
DC forward current (If)				30	mA
peak forward current (Ifp)	pulse of 1/10 duty and 0.1 ms width			100	mA
reverse voltage (Vr)				5	V

LED ELECTRO-OPTICAL CHARACTERISTICS (BLUE) (TA=25°C)

parameter	conditions/description	min	typ	max	units
forward voltage (Vf)	at If=20 mA		3.0	3.2	V
luminous intensity (Iv)	at If=20 mA	1,000	1,400		mcd
peak wavelength (λp)	at If=20 mA		460		nm
dominant wave length (λd)	at If=20 mA	465		470	nm
spectral line half-width (Δλ)	at If=20 mA		30		nm
viewing angle (2θ1/2)	at If=20 mA		30		deg

LED ELECTRO-OPTICAL CHARACTERISTIC CURVES (BLUE)



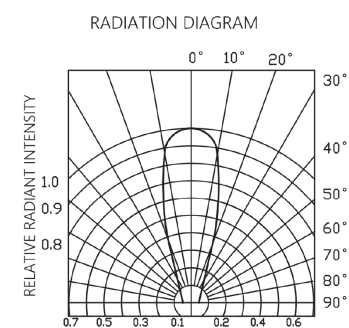
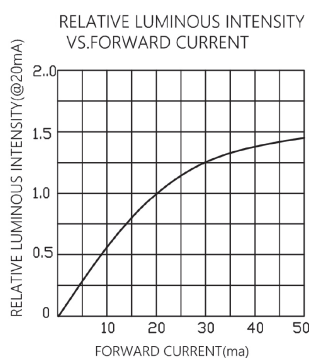
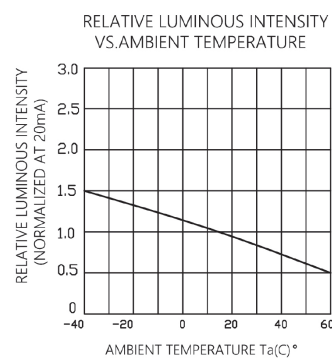
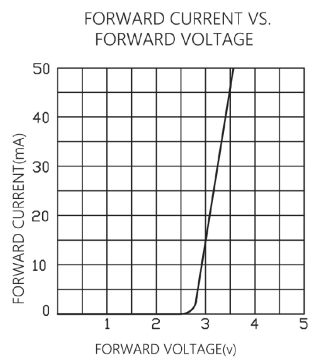
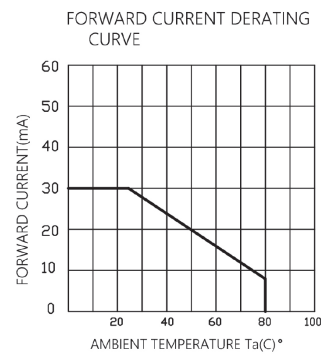
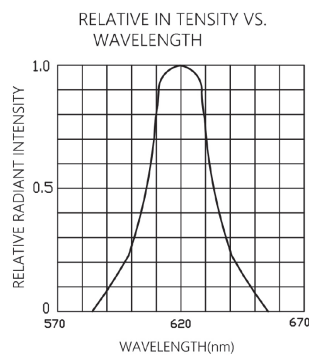
LED ABSOLUTE MAXIMUM RATINGS (RED) (TA=25°C)

parameter	conditions/description	min	typ	max	units
power dissipation [Pd]				52	mW
DC forward current [IF]				20	mA
peak forward current [IFP]	pulse of 1/10 duty and 0.1 ms width			100	mA
reverse voltage [VR]				5	V

LED ELECTRO-OPTICAL CHARACTERISTICS (RED) (TA=25°C)

parameter	conditions/description	min	typ	max	units
forward voltage [Vf]	at IF=20 mA		2.0	2.6	V
luminous intensity [Iv]	at IF=20 mA	2,600	3,000		mcd
reverse current [IR]	at VR=5 V			100	µA
peak wavelength [λp]	at IF=20 mA		622		nm
dominant wave length [λd]	at IF=20 mA	620		625	nm
spectral line half-width [Δλ]	at IF=20 mA		20		nm
viewing angle [2θ1/2]	at IF=20 mA		30		deg

LED ELECTRO-OPTICAL CHARACTERISTIC CURVES (RED)



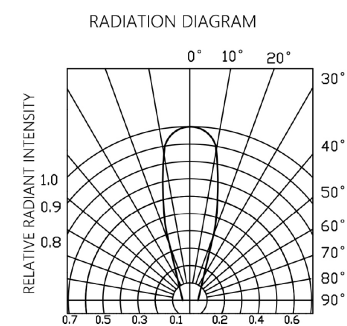
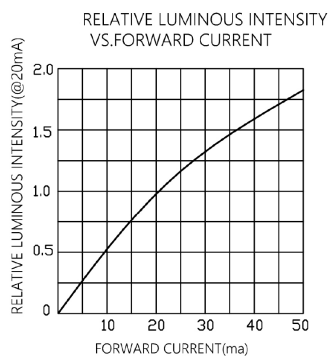
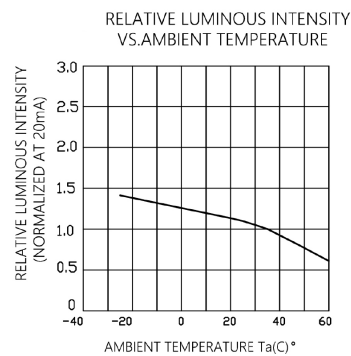
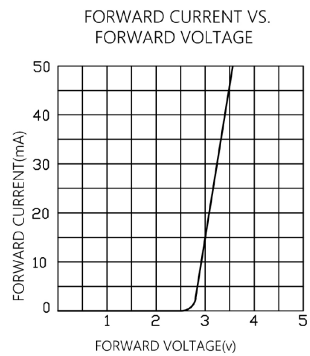
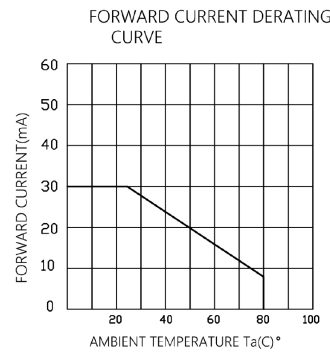
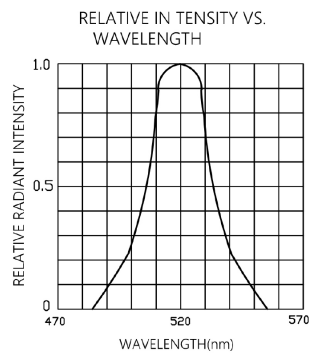
LED ABSOLUTE MAXIMUM RATINGS (GREEN) (TA=25°C)

parameter	conditions/description	min	typ	max	units
power dissipation [Pd]				72	mW
DC forward current [IF]				20	mA
peak forward current [IFP]	pulse of 1/10 duty and 0.1 ms width			100	mA
reverse voltage [VR]				5	V

LED ELECTRO-OPTICAL CHARACTERISTICS (GREEN) (TA=25°C)

parameter	conditions/description	min	typ	max	units
forward voltage [Vf]	at IF=20 mA		3.2	3.6	V
luminous intensity [Iv]	at IF=20 mA	14,500	15,000		mcd
reverse current [IR]	at VR=5 V			1	µA
peak wavelength [λp]	at IF=20 mA		515		nm
dominant wave length [λd]	at IF=20 mA	510		525	nm
spectral line half-width [Δλ]	at IF=20 mA		30		nm
viewing angle [2θ1/2]	at IF=20 mA		30		deg

LED ELECTRO-OPTICAL CHARACTERISTIC CURVES (GREEN)



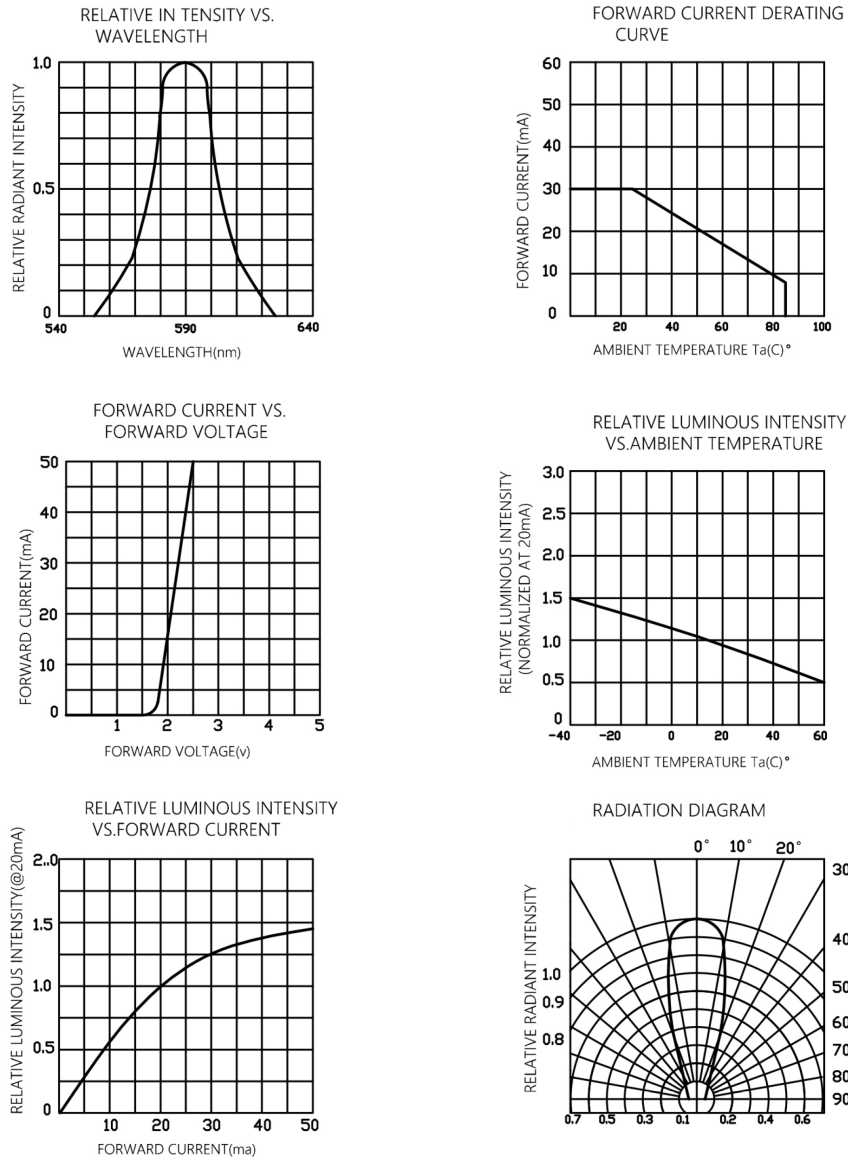
LED ABSOLUTE MAXIMUM RATINGS (YELLOW) (TA=25°C)

parameter	conditions/description	min	typ	max	units
power dissipation (Pd)				60	mW
DC forward current (If)				20	mA
peak forward current (Ifp)	pulse of 1/10 duty and 0.1 ms width			100	mA
reverse voltage (Vr)				5	V

LED ELECTRO-OPTICAL CHARACTERISTICS (YELLOW) (TA=25°C)

parameter	conditions/description	min	typ	max	units
forward voltage (Vf)	at If=20 mA		2.0	2.3	V
luminous intensity (Iv)	at If=20 mA	500	800		mcd
peak wavelength (λp)	at If=20 mA		589		nm
dominant wave length (λd)	at If=20 mA	587	590	593	nm
spectral line half-width (Δλ)	at If=20 mA		30		nm
viewing angle (2θ1/2)	at If=20 mA		30		deg

LED ELECTRO-OPTICAL CHARACTERISTIC CURVES (YELLOW)



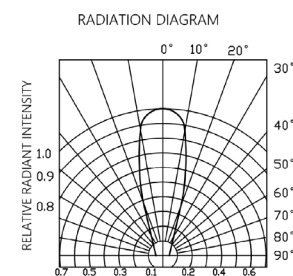
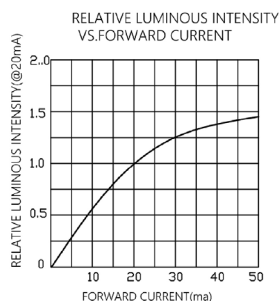
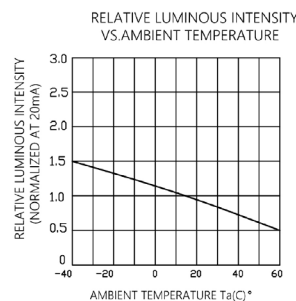
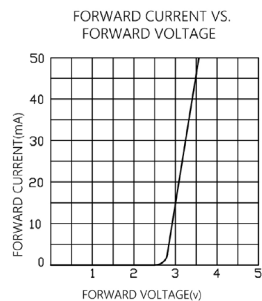
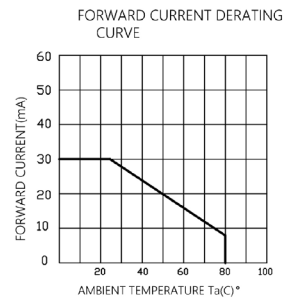
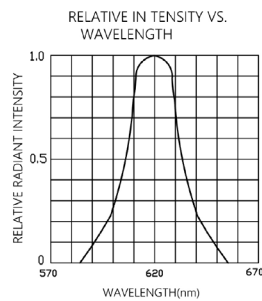
LED ABSOLUTE MAXIMUM RATINGS (RED & BLUE) (TA=25°C)

parameter	conditions/description	min	typ	max	units
power dissipation (Pd)	red blue			52 72	mW mW
DC forward current (If)				20	mA
peak forward current (Ifp)	pulse of 1/10 duty and 0.1 ms width			100	mA
reverse voltage (VR)				5	V

LED ELECTRO-OPTICAL CHARACTERISTICS (RED & BLUE) (TA=25°C)

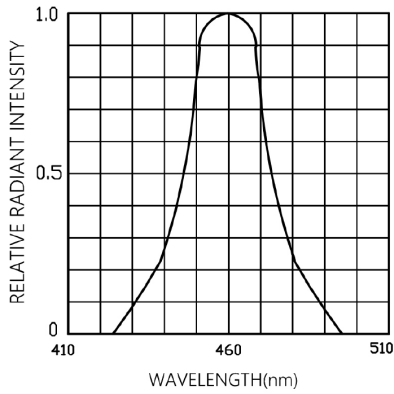
parameter	conditions/description	min	typ	max	units
forward voltage (Vf)	at If=20 mA		2.0 3.2	2.6 3.6	V V
luminous intensity (Iv)	at If=20 mA	2,600 1,000	3,000 1,400		mcd mcd
reverse current (Ir)	at VR=5 V			10 10	µA µA
peak wave length (λp)	at If=20 mA		622 460		nm nm
dominant wave length (λd)	at If=20 mA	620 455		630 465	nm nm
spectral line half-width (Δλ)	at If=20 mA		15 30		nm nm
viewing angle (2θ1/2)	at If=20 mA		30		deg

LED ELECTRO-OPTICAL CHARACTERISTIC CURVES (RED)

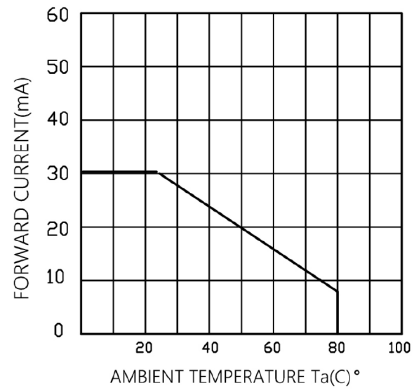


LED ELECTRO-OPTICAL CHARACTERISTIC (BLUE) (CONTINUED)

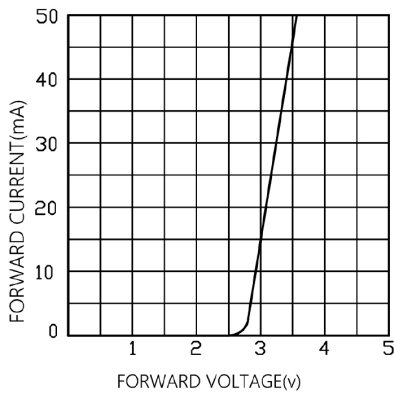
RELATIVE INTENSITY VS. WAVELENGTH



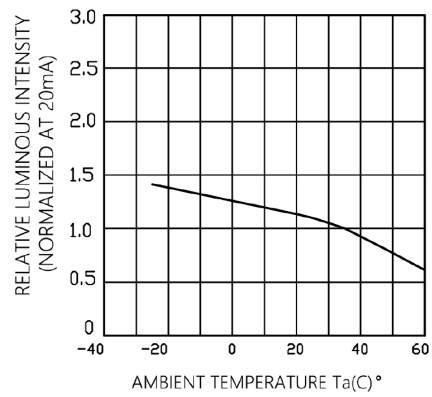
FORWARD CURRENT DERATING CURVE



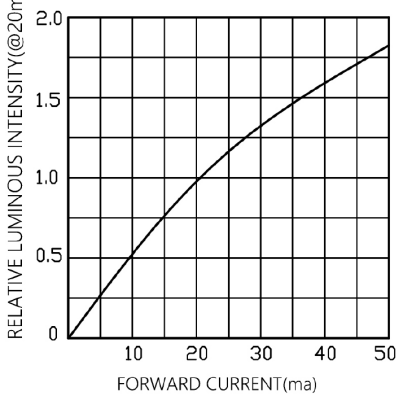
FORWARD CURRENT VS. FORWARD VOLTAGE



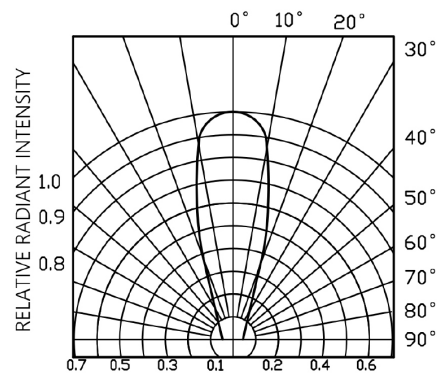
RELATIVE LUMINOUS INTENSITY VS. AMBIENT TEMPERATURE



RELATIVE LUMINOUS INTENSITY VS. FORWARD CURRENT



RADIATION DIAGRAM



LED ABSOLUTE MAXIMUM RATINGS (RED & GREEN) (TA=25°C)

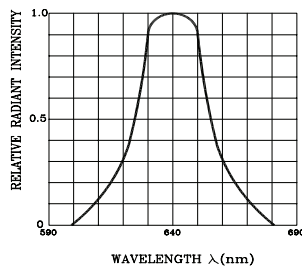
parameter	conditions/description	min	typ	max	units
power dissipation (Pd)	red			52	mW
	green			72	mW
DC forward current (If)				20	mA
peak forward current (Ifp)	pulse of 1/10 duty and 0.1 ms width			100	mA
reverse voltage (VR)				1	V

LED ELECTRO-OPTICAL CHARACTERISTICS (RED & GREEN) (TA=25°C)

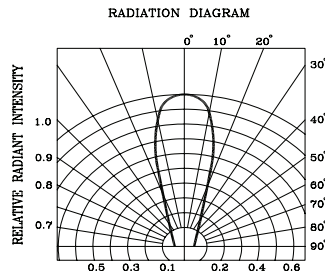
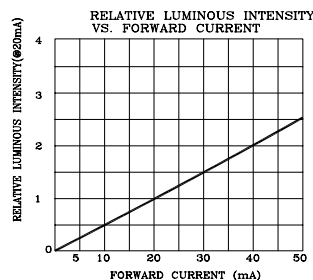
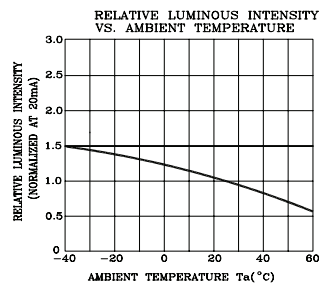
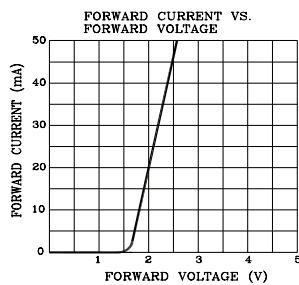
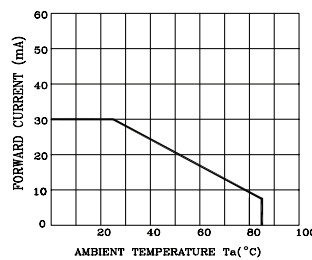
parameter	conditions/description	min	typ	max	units
forward voltage (Vf)	at If=20 mA		2.0	2.6	V
	red		3.2	3.6	V
luminous intensity (Iv)	at If=20 mA	800	1,200		mcd
	red	1,000	3,000		mcd
reverse current (Ir)	at VR=5 V			10	µA
	green			10	µA
peak wave length (λp)	at If=20 mA		622		nm
	red		521		nm
dominant wave length (λd)	at If=20 mA	620		630	nm
	red	517		525	nm
spectral line half-width (Δλ)	at If=20 mA		15		nm
	red		30		nm
viewing angle (2θ1/2)	at If=20 mA		30		deg

LED ELECTRO-OPTICAL CHARACTERISTIC CURVES (RED)

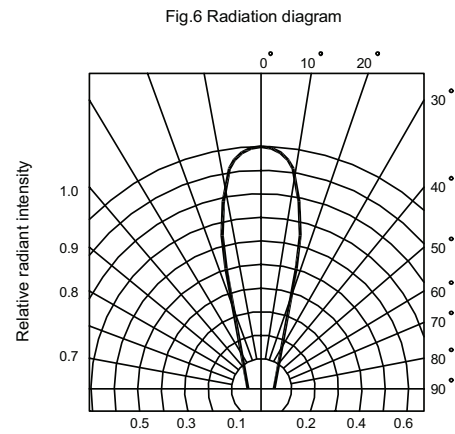
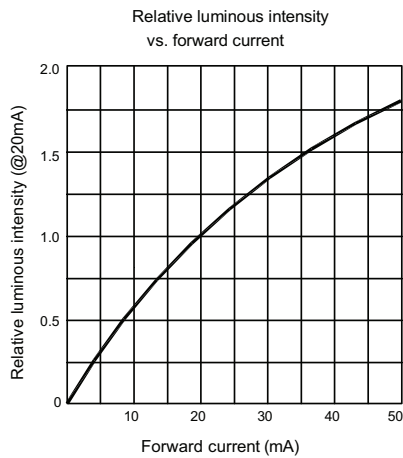
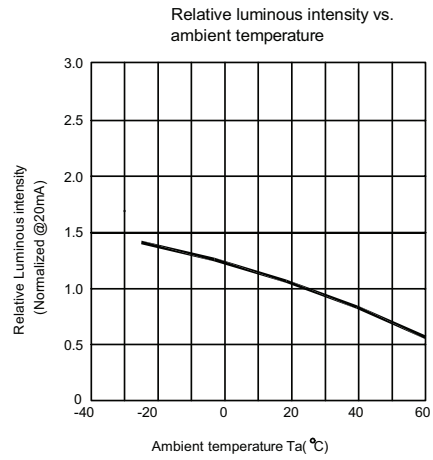
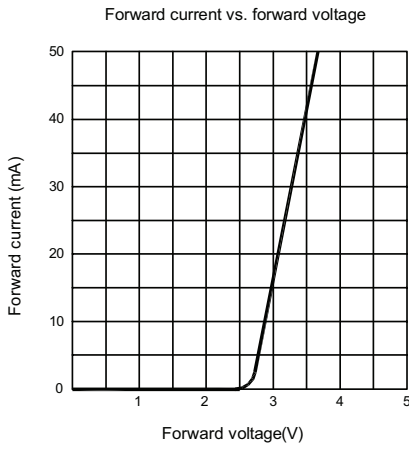
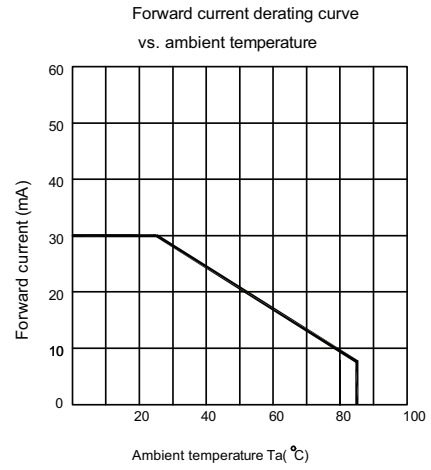
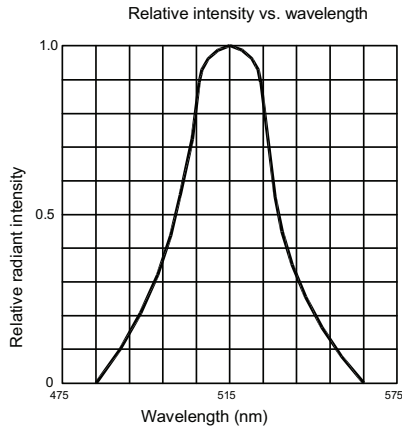
RELATIVE INTENSITY VS. WAVELENGTH



FORWARD CURRENT DERATING CURVE



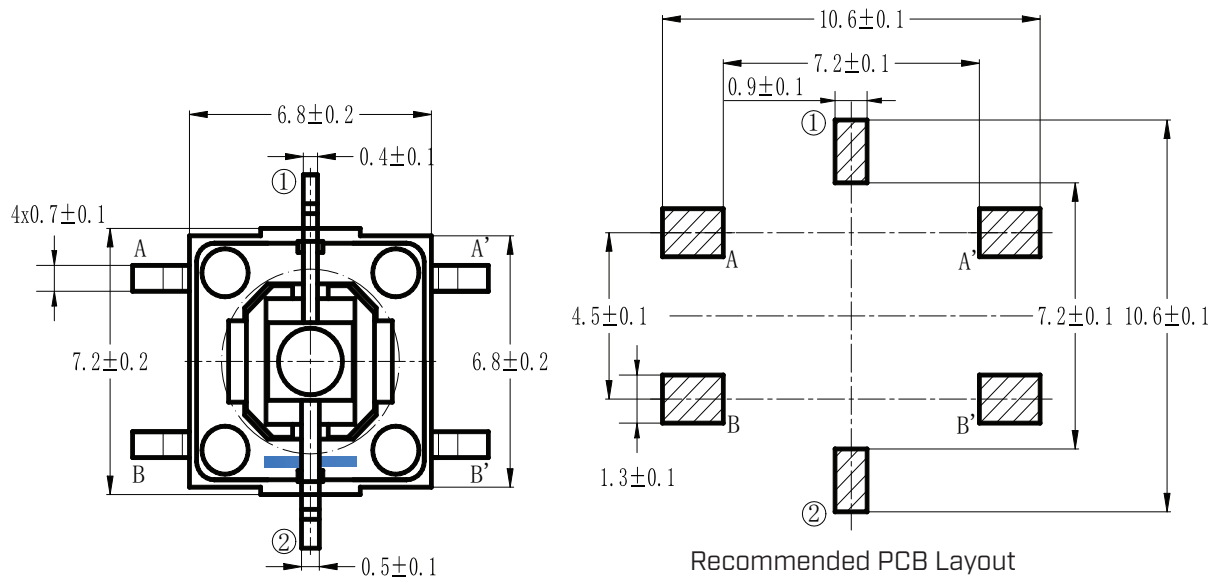
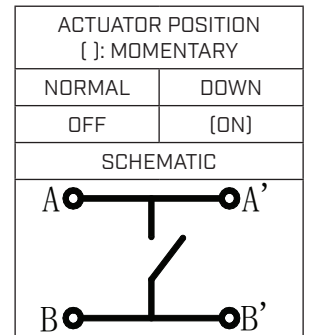
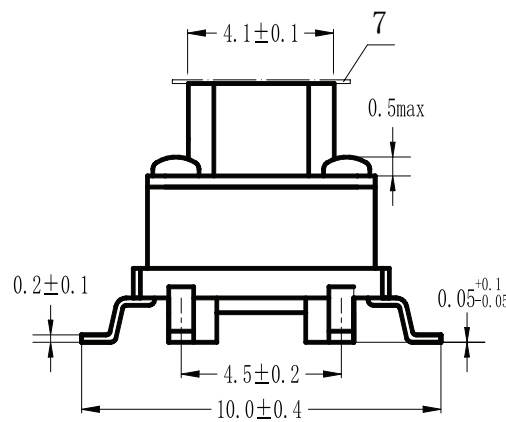
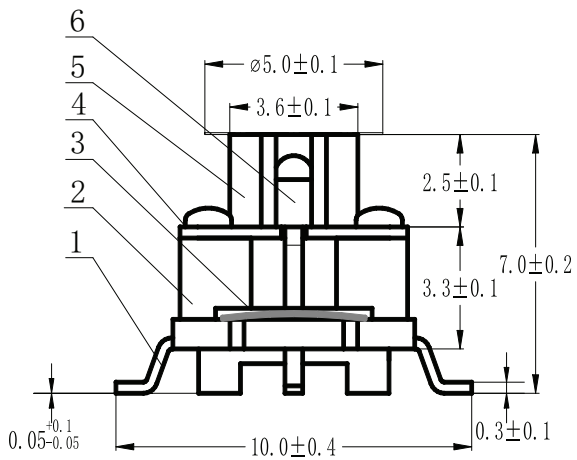
LED ELECTRO-OPTICAL CHARACTERISTIC CURVES (GREEN) (CONTINUED)



MECHANICAL DRAWING

units: mm
tolerance: ± 0.4 mm
unless otherwise noted

ITEM	DESCRIPTION	MATERIAL	PLATING/COLOR
1	terminals	brass	silver
2	base	FR52 [UL94V-0]	black
3	contacts	SUS	silver
4	cover	PET	white
5	stem	PPA	black
6	LED		see part number key
7	absorbent film	PI	yellow



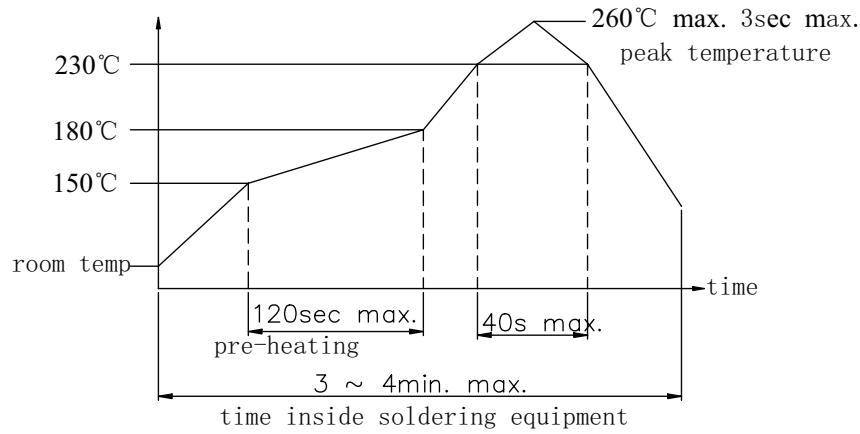
Recommended PCB Layout
Top View

LED Polarity Table			
Model	White, Blue, Red, Green, & Yellow Models	Red-Blue Model	Red-Green Model
Polarity			

SOLDERABILITY

parameter	conditions/description	min	typ	max	units
hand soldering	for maximum 3 seconds			350	°C
reel storage	-5~35°C, 25~80% humidity reel opened: use within 1 month reel unopened: use within 6 months				
reflow soldering	see reflow profile			260	°C

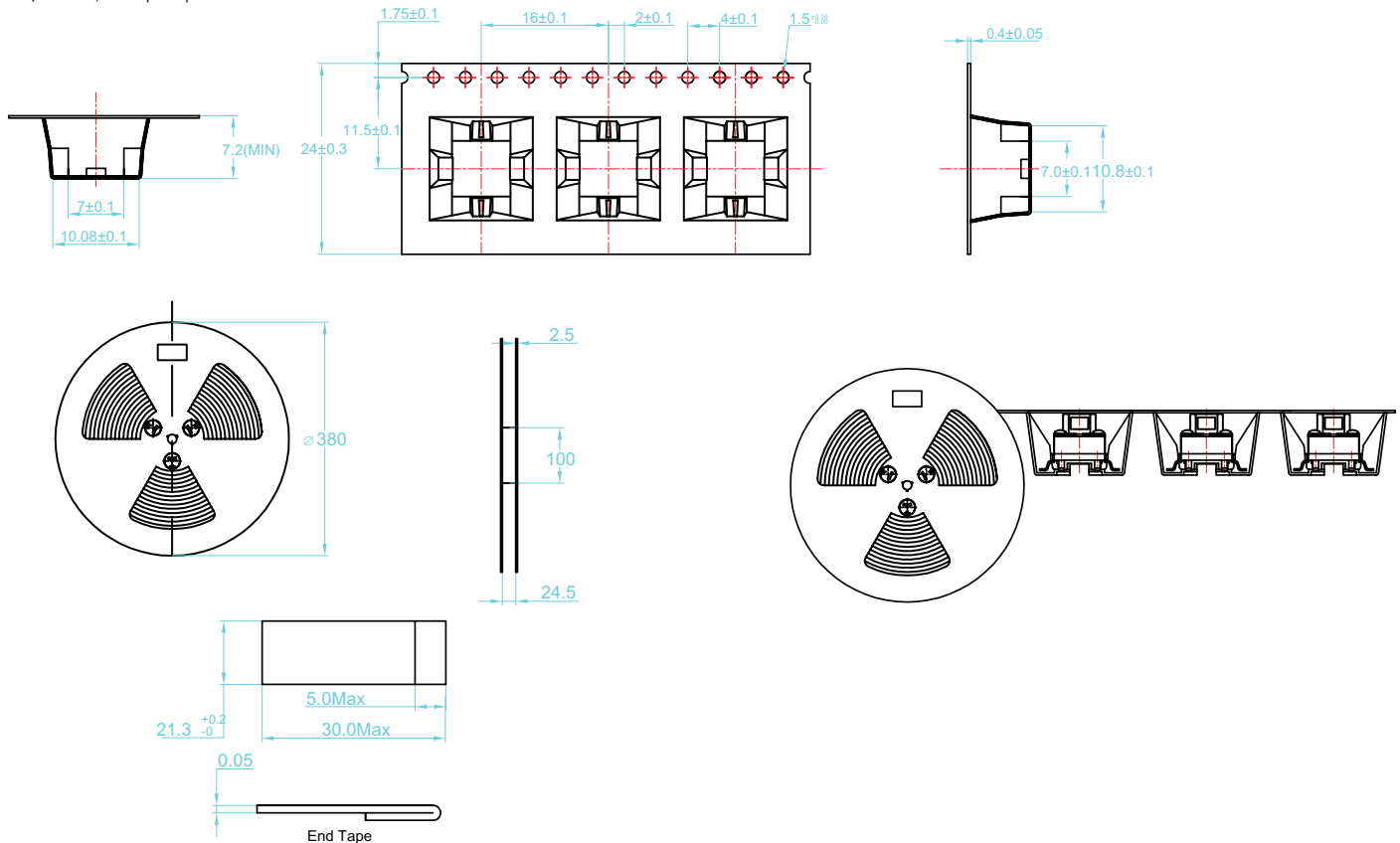
Note: 1. Same Sky recommends usage of the product within 2 hours after T&R is opened. After 6 hours, Same Sky recommends drying the parts prior to use.



PACKAGING

units: mm

Reel Size: Ø380 mm
 Reel QTY: 800 pcs per reel
 Carton Size: 390 x 500 x 420 mm
 Carton QTY: 12,000 pcs per carton



REVISION HISTORY

rev.	description	date
1.0	initial release	06/14/2023
1.01	CUI Devices rebranded to Same Sky	09/12/2024

The revision history provided is for informational purposes only and is believed to be accurate.



Same Sky offers a one (1) year limited warranty. Complete warranty information is listed on our website.

Same Sky reserves the right to make changes to the product at any time without notice. Information provided by Same Sky is believed to be accurate and reliable. However, no responsibility is assumed by Same Sky for its use, nor for any infringements of patents or other rights of third parties which may result from its use.

Same Sky products are not authorized or warranted for use as critical components in equipment that requires an extremely high level of reliability. A critical component is any component of a life support device or system whose failure to perform can be reasonably expected to cause the failure of the life support device or system, or to affect its safety or effectiveness.

[sameskydevices.com](https://www.sameskydevices.com)