

SERIES: PR7 | **DESCRIPTION:** POWER RELAY

FEATURES

- 5V/12V/24V
- SPST
- 200 mW

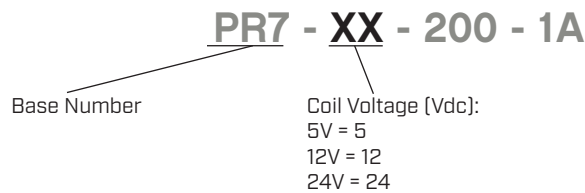


MODEL

	coil voltage	coil resistance	operating voltage	release voltage	coil power
	typ [Vdc]	($\Omega \pm 10\%$)	min [Vdc]	max [Vdc]	max [mW]
PR7-5V-200-1A	5	125	3.75	0.5	200
PR7-12V-200-1A	12	720	9.00	1.2	200
PR7-24V-200-1A	24	2,880	18.00	2.4	200

Notes: 1. All specifications are measured at 23°C unless otherwise specified.

PART NUMBER KEY



CONTACT SPECIFICATIONS

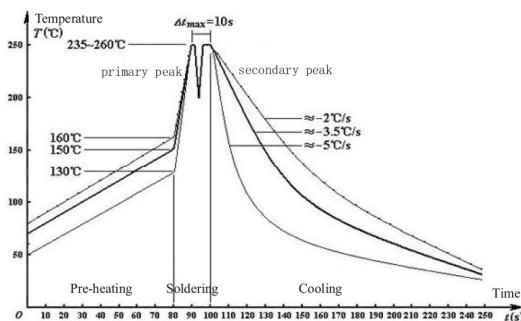
parameter	conditions/description	min	typ	max	units
contact form	1 Form A				
contact material	Ag alloy				
contact rating	10 A @ 250 Vac				
contact resistance	at 6 Vdc, 1.0 A			100	mΩ
max switching voltage				277 30	Vac Vdc
max switching current				10	A
max switching power				2,500 300	VA W
min switching load	5 Vdc, 100 mA				
life	electrical mechanical		100,000 1,000,000		operations operations

GENERAL SPECIFICATIONS

parameter	conditions/description	min	typ	max	units
insulation resistance	at 500 Vdc	1,000			MΩ
dielectric strength	between open contacts for 1 minute between coil and contacts for 1 minute		1,000 4,000		Vac Vac
operate time				10	ms
release time				5	ms
shock resistance	endurance misoperation		1,000 100		m/s ² m/s ²
vibration resistance	endurance: 10~55 Hz, 1.5 mm double amplitude misoperation: 10~55 Hz, 1.5 mm double amplitude				
operating temperature		-40		85	°C
humidity	at 40°C	35		95	%RH
weight			6.0		g
safety approvals	UL/cUL 508				
flammability rating	UL94V-0				
RoHS	yes				
packaging	box: 100 pcs per box carton size: 284 x 250 x 180 mm carton QTY: 1,000 pcs per carton				

SOLDERABILITY

parameter	conditions/description	min	typ	max	units
hand soldering	for 3.5±0.5 seconds	340	350	360	°C
wave soldering	for 10±1 seconds	255	260	265	°C

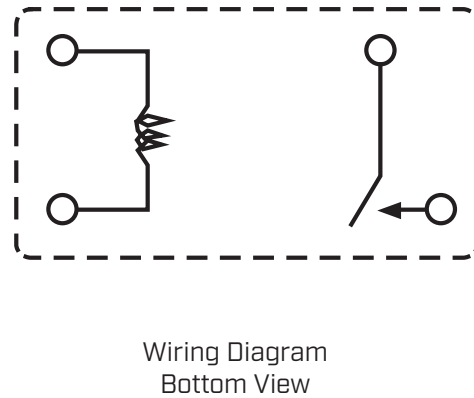
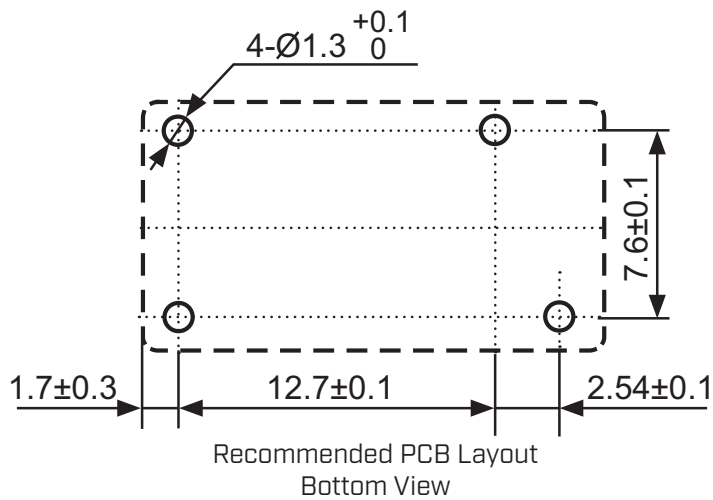
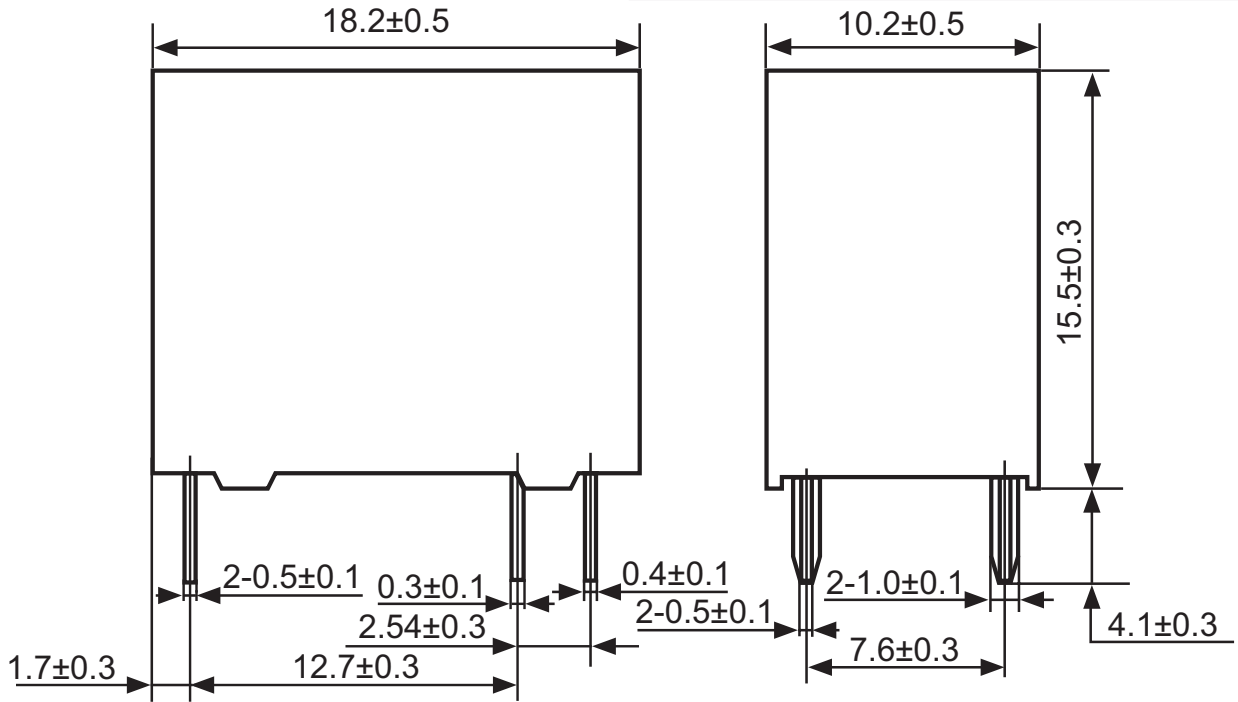


Double-wave Soldering Curve

MECHANICAL DRAWING

units: mm
 tolerance: ± 0.3 mm
 unless otherwise noted

ITEM	DESCRIPTION	MATERIAL	PLATING/COLOR
A	housing	PBT [UL94V-0]	black
B	terminals	copper covered steel	tin



REVISION HISTORY

rev.	description	date
1.0	initial release	08/15/2022
1.01	CUI Devices rebranded to Same Sky	09/12/2024

The revision history provided is for informational purposes only and is believed to be accurate.



Same Sky offers a one (1) year limited warranty. Complete warranty information is listed on our website.

Same Sky reserves the right to make changes to the product at any time without notice. Information provided by Same Sky is believed to be accurate and reliable. However, no responsibility is assumed by Same Sky for its use, nor for any infringements of patents or other rights of third parties which may result from its use.

Same Sky products are not authorized or warranted for use as critical components in equipment that requires an extremely high level of reliability. A critical component is any component of a life support device or system whose failure to perform can be reasonably expected to cause the failure of the life support device or system, or to affect its safety or effectiveness.

[sameskydevices.com](https://www.sameskydevices.com)