

**MODEL:** PJ-038B | **DESCRIPTION:** DC POWER JACK**FEATURES**

- 2.5 mm center pin
- 2.5 A rating
- right angle orientation
- panel mount with tabs and 2.5 mm screw holes

**SPECIFICATIONS**

parameter	conditions/description	min	typ	max	units
rated input voltage			24		Vdc
rated input current				2.5	A
contact resistance ¹	between terminal and mating plug			50	mΩ
	between terminal in a closed circuit			30	mΩ
insulation resistance	at 500 Vdc	100			MΩ
voltage withstand	at 50/60Hz for 1 minute			500	Vac
insertion/withdrawal force		0.3		3	kg
terminal strength	any direction for 10 seconds			500	g
operating temperature		-25		85	°C
life			5,000		cycles
flammability rating	UL94V-0				
RoHS	yes				

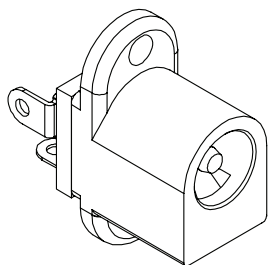
Note: 1. When measured at a current of less than 100 mA/1 kHz

SOLDERABILITY

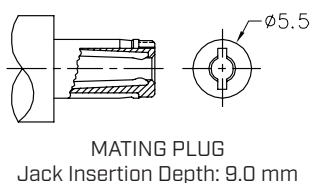
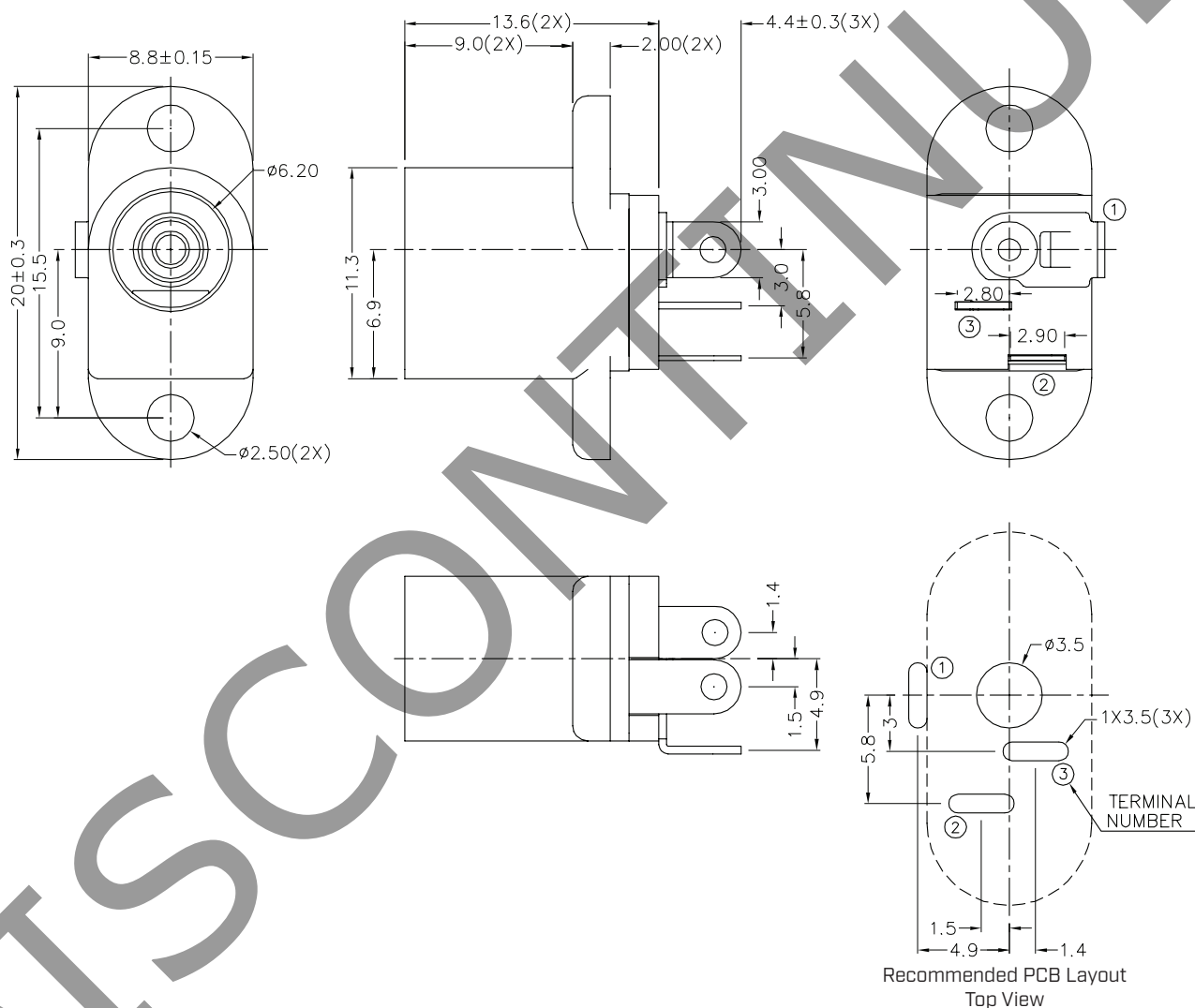
parameter	conditions/description	min	typ	max	units
wave soldering	dipped in solder pot for 5 ±0.5 seconds	255	260	265	°C

MECHANICAL DRAWING

units: mm
 tolerance:
 X.X ± 0.2 mm
 X.XX ± 0.1 mm
 X.XXX ± 0.05 mm
 PCB: ± 0.05 mm



	MATERIAL	PLATING
center pin	copper	nickel
terminal 1	brass	tin
terminal 2	copper alloy	tin
terminal 3	brass	tin
plastic	PBT	



SCHEMATIC	
Model	PJ-038B
Center Pin	$\varnothing 2.5$ mm

Note: 1. All specifications measured at 10~35°C, humidity at 45~85%, under standard atmospheric pressure, unless otherwise noted.

REVISION HISTORY

rev.	description	date
1.0	initial release	07/30/2007
1.01	applied new spec template	10/21/2013
1.02	increased voltage rating	04/14/2016
1.03	brand update	11/06/2019
1.04	modified housing mold	09/24/2020
1.05	logo, datasheet style update	08/05/2022

The revision history provided is for informational purposes only and is believed to be accurate.