



MODEL: PJ-009A | DESCRIPTION: DC POWER JACK

FEATURES

- 2.0 mm center pin
- 2.5 A rating
- vertical orientation
- through hole



SPECIFICATIONS

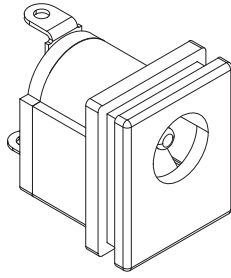
parameter	conditions/description	min	typ	max	units
rated input voltage			24		Vdc
rated input current				2.5	A
contact resistance	between terminal and mating plug between terminal in a closed circuit			50 30	mΩ mΩ
insulation resistance	at 500 Vdc	100			MΩ
voltage withstand	for 1 minute			500	Vac
insertion/withdrawal force		0.3		3	kg
operating temperature		-25		85	°C
life			5,000		cycles
flammability rating	UL94V-0				
RoHS	yes				

SOLDERABILITY

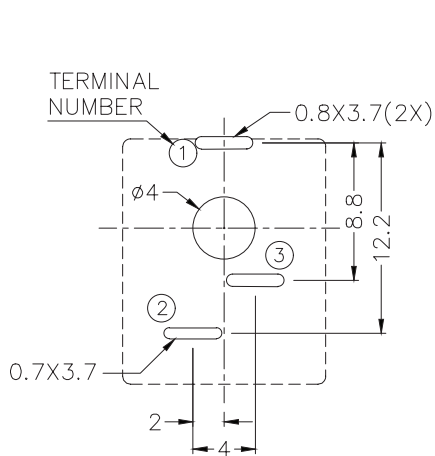
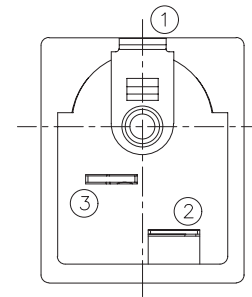
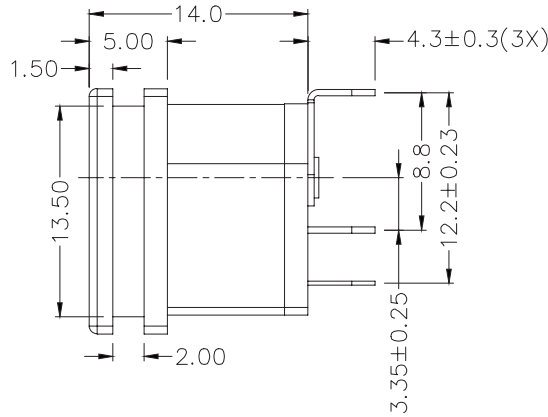
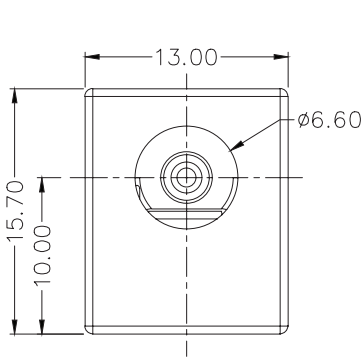
parameter	conditions/description	min	typ	max	units
wave soldering	dipped in solder pot for 5 ±0.5 seconds	255	260	265	°C

MECHANICAL DRAWING

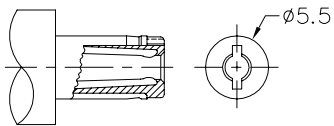
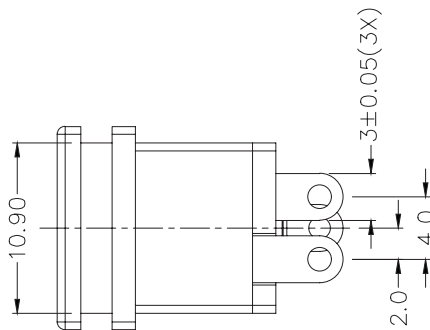
units: mm
 tolerance:
 X. ± 0.30 mm
 X.X ± 0.25 mm
 X.XX ± 0.20 mm
 PCB: ± 0.05 mm
 unless otherwise specified



DESCRIPTION	MATERIAL	PLATING/COLOR
center pin	brass	nickel
terminal 1	brass	tin over nickel
terminal 2	copper alloy	tin over nickel
terminal 3	brass	tin over nickel
housing	PBT [UL94V-0]	black

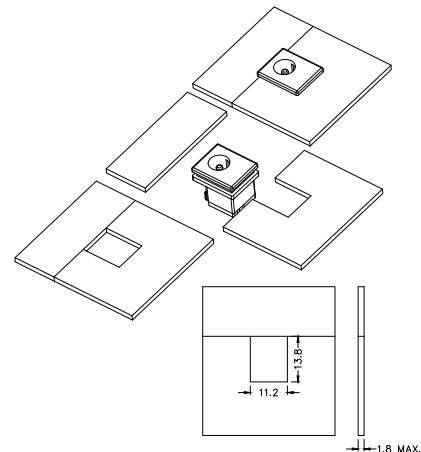


Recommended PCB Layout
Top View



MATING PLUG
Jack Insertion Depth: 9.6 mm

SCHEMATIC	
Model	PJ-009A
Center Pin	$\phi 2.0 +0/-0.1$ mm



Recommended Panel Cutout

REVISION HISTORY

rev.	description	date
1.0	initial release	11/08/2005
1.01	updated center pin and terminal locations	08/11/2011
1.02	applied new spec template	01/08/2015
1.03	increased voltage rating	04/08/2016
1.04	brand update	10/29/2019
1.05	logo, datasheet style update	08/05/2022
1.06	product reengineered for improved manufacturability and production yield, see PCN for details	06/29/2023
1.07	added recommended panel cutout details	02/06/2024
1.08	product reengineered for improved manufacturability and production yield, see PCN for details	04/08/2024
1.09	CUI Devices rebranded to Same Sky	09/12/2024

The revision history provided is for informational purposes only and is believed to be accurate.



Same Sky offers a one (1) year limited warranty. Complete warranty information is listed on our website.

Same Sky reserves the right to make changes to the product at any time without notice. Information provided by Same Sky is believed to be accurate and reliable. However, no responsibility is assumed by Same Sky for its use, nor for any infringements of patents or other rights of third parties which may result from its use.

Same Sky products are not authorized or warranted for use as critical components in equipment that requires an extremely high level of reliability. A critical component is any component of a life support device or system whose failure to perform can be reasonably expected to cause the failure of the life support device or system, or to affect its safety or effectiveness.

[sameskydevices.com](https://www.sameskydevices.com)