



MODEL: CMA-6542PF | **DESCRIPTION:** ELECTRET CONDENSER MICROPHONE

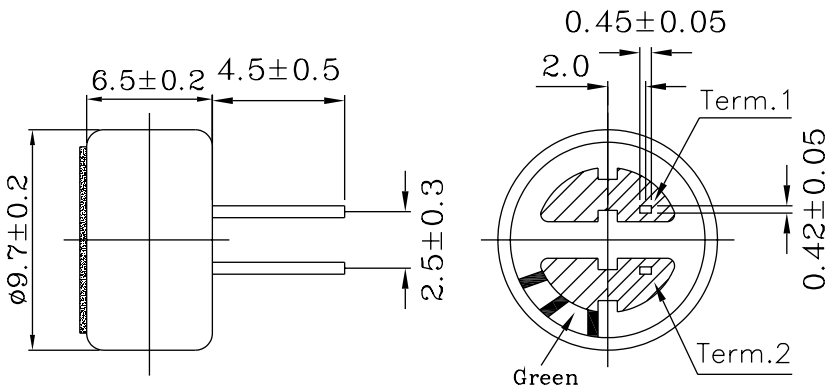
SPECIFICATIONS

parameter	conditions/description	min	typ	max	units
directivity	omnidirectional				
sensitivity [S]	f = 1 kHz, 1 Pa, 0 dB = 1 V/1 Pa	-45	-42	-39	dB
operating voltage			4.5	10	Vdc
output impedance [Zout]	f = 1 kHz, 1 Pa		2.2		KΩ
sensitivity reduction [ΔS-Vs]	f = 1 kHz, 1 Pa, Vs = 4.5 to 1.5 Vdc		-3		dB
frequency [f]		50		20,000	Hz
current consumption [IDSS]	Vs = 4.5 Vdc, RL = 2.2 KΩ			0.5	mA
signal to noise ratio [S/N]	f = 1 kHz, 1 Pa, A-weighted		60		dBa
operating temperature		-20		70	°C
storage temperature		-20		70	°C
dimension	∅9.7 x 6.5 mm				
weight				0.7	g
material	Al				
terminal	pin type (hand soldering only)				
RoHS	yes				

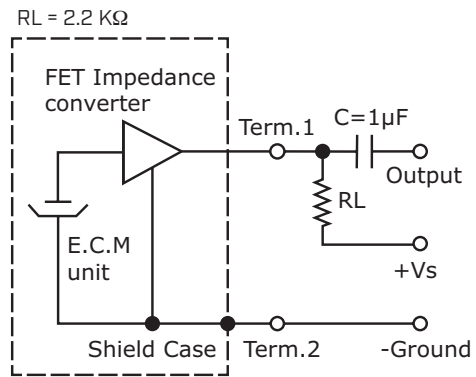
Note: We use the "Pascal (Pa)" indication of sensitivity as per the recommendation of I.E.C. (International Electrotechnical Commission). The sensitivity of "Pa" will increase 20dB compared to the "ubar" indication. Example: -60dB [0dB = 1V/ubar] = -40dB [1V/Pa]

MECHANICAL DRAWING

unit: mm

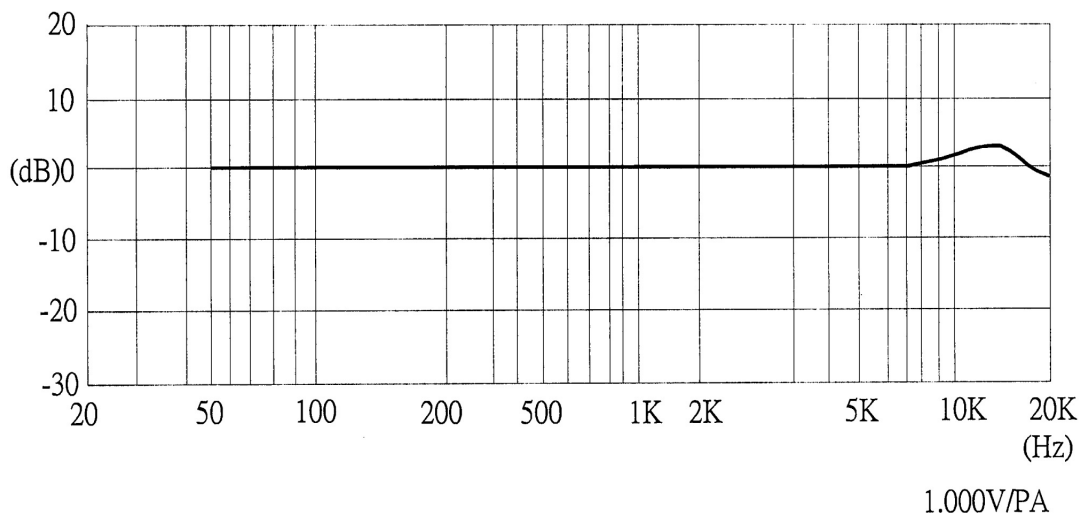


MEASUREMENT CIRCUIT



Schematic Diagram

FREQUENCY RESPONSE CURVE



MECHANICAL CHARACTERISTICS

item	test condition	evaluation standard
soldering heat resistance	Soldering iron of +260 ±5°C should be placed on the terminal for 2 ±0.5 seconds.	No interference in operation.
terminal mechanical strength	Apply to the terminal 4.9 N [0.5 kg] for 1 minute	No damage or cutting off.
vibration test	The part should be measured after a vibration amplitude of 1.5 mm with 10~55 Hz band of vibration frequency to each of the 3 perpendicular directions for 2 hours.	After any tests, the sensitivity should be within ±3 dB of the initial sensitivity.
drop test	The part without packaging is subjected to 3 drops on each axis from the height of 1 m onto a 20 mm thick wooden board.	

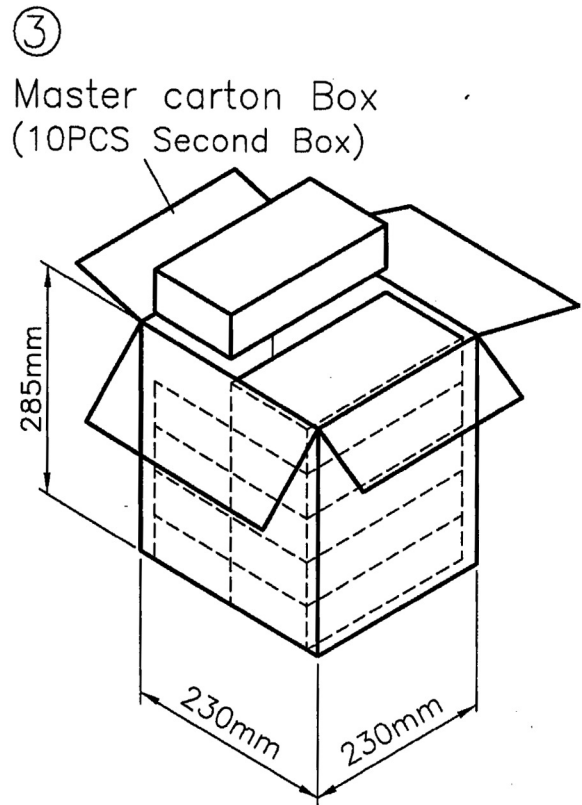
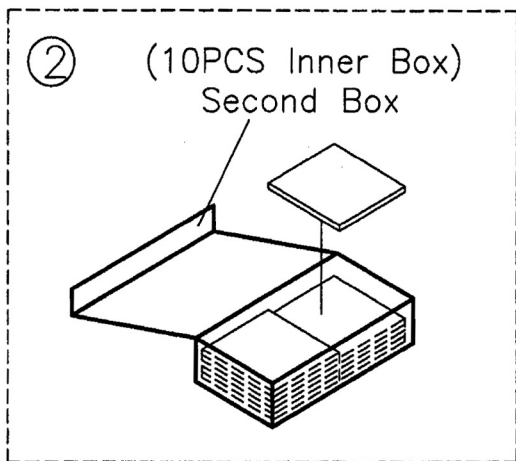
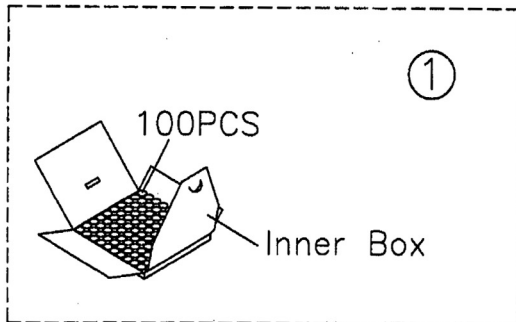
ENVIRONMENT TEST

item	test condition	evaluation standard
high temperature test	After being placed in a chamber at +70°C for 72 hours.	After any tests and 6 hours of conditioning at +25°C, the sensitivity should be within ±3 dB of the initial sensitivity.
low temperature test	After being placed in a chamber at -20°C for 72 hours.	
thermal shock	After being placed in a chamber at +40°C and 90 ±5% RH for 240 hours.	
temperature cycle test	The part will be subjected to 10 cycles. One cycle will consist of: 	

TEST CONDITIONS

standard test conditions	a) Temperature: +5 ~ +35°C	b) Humidity: 45 ~ 85%	c) Pressure: 860 ~ 1060 mbar
judgement test conditions	a) Temperature: +25 ±2°C	b) Humidity: 60 ~ 70%	c) Pressure: 860 ~ 1060 mbar

PACKAGING



Inner Box		1x100PCS
Second Box	202mmx103mmx50mm	100PCSx10
Master carton Box	230mmx230mmx285mm	1000PCSx10

REVISION HISTORY

rev.	description	date
1.0	initial release	06/06/2008
1.01	new template applied, updated drawing	06/26/2012
1.02	updated drawing	09/23/2013
1.03	brand update	01/29/2020
1.04	logo, datasheet style update	08/05/2022
1.05	CUI Devices rebranded to Same Sky	09/11/2024

The revision history provided is for informational purposes only and is believed to be accurate.



Same Sky offers a one (1) year limited warranty. Complete warranty information is listed on our website.

Same Sky reserves the right to make changes to the product at any time without notice. Information provided by Same Sky is believed to be accurate and reliable. However, no responsibility is assumed by Same Sky for its use, nor for any infringements of patents or other rights of third parties which may result from its use.

Same Sky products are not authorized or warranted for use as critical components in equipment that requires an extremely high level of reliability. A critical component is any component of a life support device or system whose failure to perform can be reasonably expected to cause the failure of the life support device or system, or to affect its safety or effectiveness.

[sameskydevices.com](https://www.sameskydevices.com)