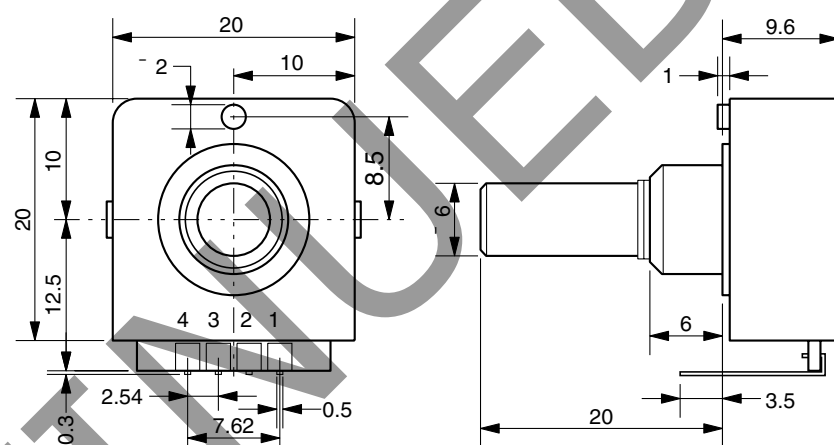


EC204B020B



EC204B020A

SPECIFICATIONS

ELECTRICAL

1. Input Voltage: 5.0 VDC $\pm 5\%$
2. Current Consumption: 50 mA max.
3. Resolution: 20 PPR, incremental
4. Phase Difference, chA/chB: $90^\circ \pm 45^\circ$
5. Output: TTL, CMOS compatible
6. Max. Freq. Response: 100 Hz

MECHANICAL

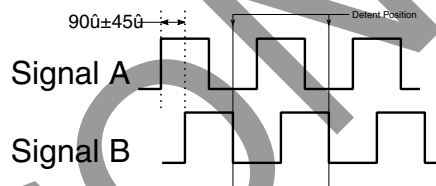
1. Max Shaft Load, radial: 1.0 kgf
axial: 1.0 kgf
2. Rotational Angle: 360° continuous
3. Detent Torque: 40 ± 20 gf \cdot cm
4. Rotational Life: 1.0×10^6 cycles

ENVIRONMENTAL

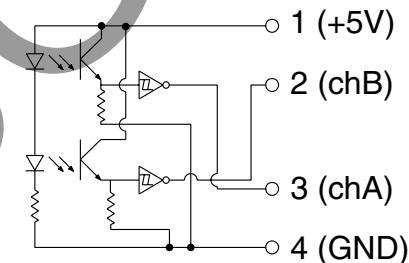
1. Operating Temp: 0° to $+60^\circ$ C
2. Storage Temp: -20° to $+80^\circ$ C
3. Humidity: 85% RH, no condensation
4. Vibration: 10 - 55 Hz, 1.5 mm, 2 hrs
5. Shock: 50G, 6ms, 3 axes, 3 reps

OUTPUT WAVEFORM

Counter clockwise rotation viewed from front



OUTPUT CIRCUIT



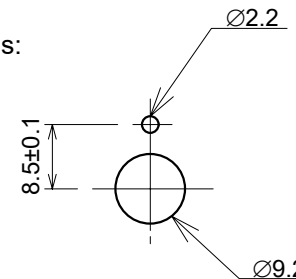
Ordering Information

EC204B020

- A: PC Board Pins
- B: Through Holes

CUT-OUT DIMENSIONS

Mounting Panel Thickness:
1.6~2.0mm



CUI Devices 6405 SW Rosewood St, Suite C Lake Oswego, OR 97035 www.cuidevices.com			
DRAWN BY JAS	UPDATED 09/03/20	CHECKED 09/03/20	RELEASED
PART NO. EC204B020X			REV. B