

**MODEL:** CMS-30204-18L250 | **DESCRIPTION:** SPEAKER

**FEATURES**

- 8 ohm
- rated 1.0 W
- lead wire


**SPECIFICATIONS**

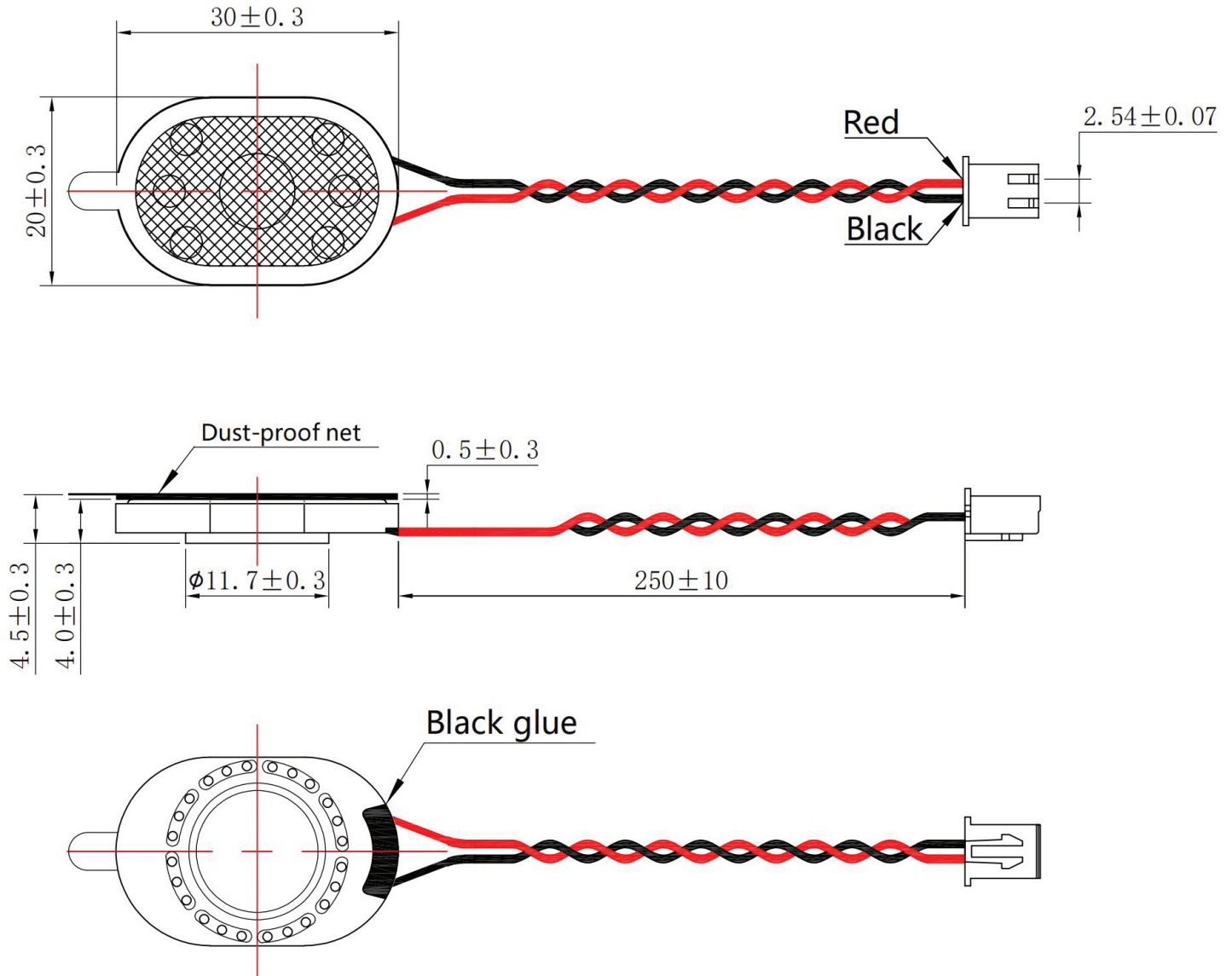
| parameter               | conditions/description                                    | min  | typ  | max    | units              |
|-------------------------|---|------|------|--------|--------------------|
| input power             |   |      | 1.0  | 1.2    | W                  |
| impedance               | at 2.5 kHz, 1.0 W   | 6.8  | 8.0  | 9.2    | $\Omega$           |
| resonant frequency (Fo) | at 2.83 V   | 560  | 700  | 840    | Hz                 |
| frequency response      |   | Fo   |      | 10,000 | Hz                 |
| sound pressure level    | at 1.0 W, 10 cm, avg at 2.0, 2.5, 3.1 kHz                 | 91   | 94   | 97     | dB                 |
| distortion              | at 1.0 kHz, rated power, 10 cm                            |      |      | 15     | %                  |
| buzz, rattle, etc.      | must be normal at sine wave, from 300 to 5 kHz            |      |      | 2.83   | V                  |
| polarity                | cone moves forward w/ positive dc current to "+" terminal |      |      |        |                    |
| dimensions              | 30.0 x 20.0 x 4.0   |      |      |        | mm                 |
| magnet                  | Nd-Fe-B   |      |      |        |                    |
| frame material          | ABS + SPCC  |      |      |        |                    |
| cone material           | PET   |      |      |        |                    |
| terminal                | wire leads with connector                                 |      |      |        |                    |
| weight                  |   | 3.06 | 3.40 | 3.74   | g                  |
| operating temperature   |   | -25  |      | 65     | $^{\circ}\text{C}$ |
| storage temperature     |   | -25  |      | 65     | $^{\circ}\text{C}$ |
| RoHS                    | yes   |      |      |        |                    |

Notes: 1. All specifications measured at 23 $\pm$ 2 $^{\circ}\text{C}$ , humidity at 63-67%, under 86-106 kPa pressure, unless otherwise noted.

## MECHANICAL DRAWING

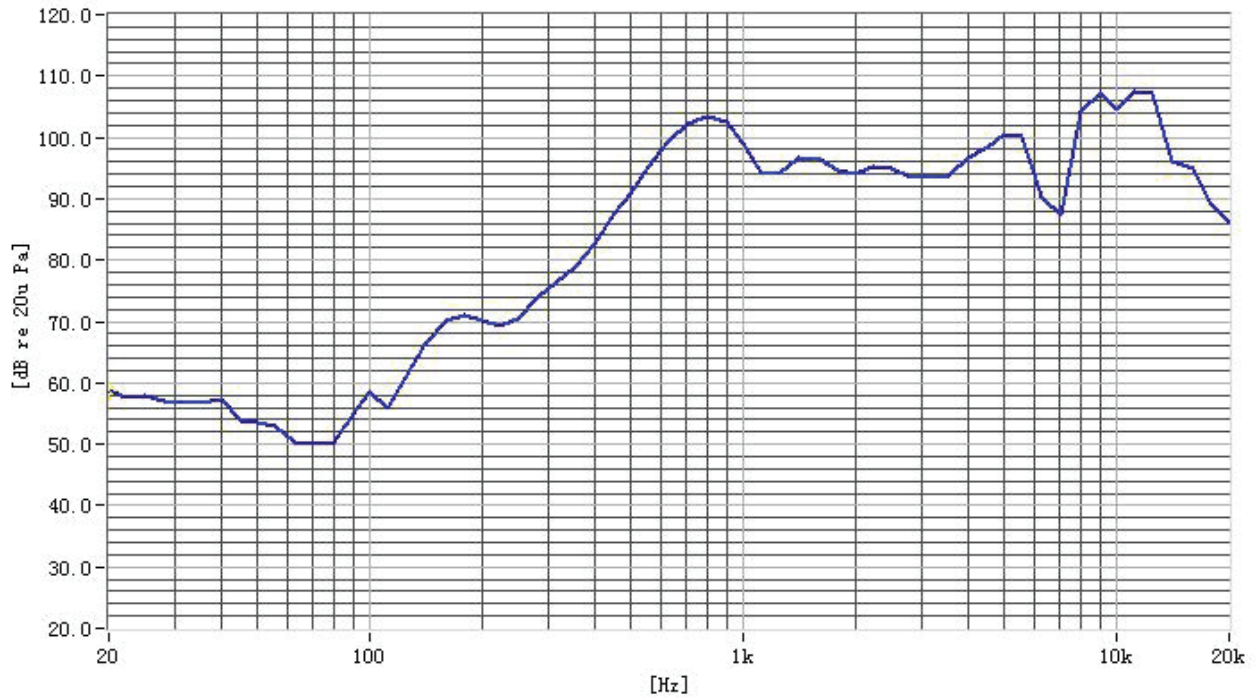
units: mm  
tolerance:  $\pm 0.3$  mm

wire: UL1571 28 AWG  
connector: Zhenliang Electronic XH-2Y  
mating connector: Zhenliang Electronic XH-2A

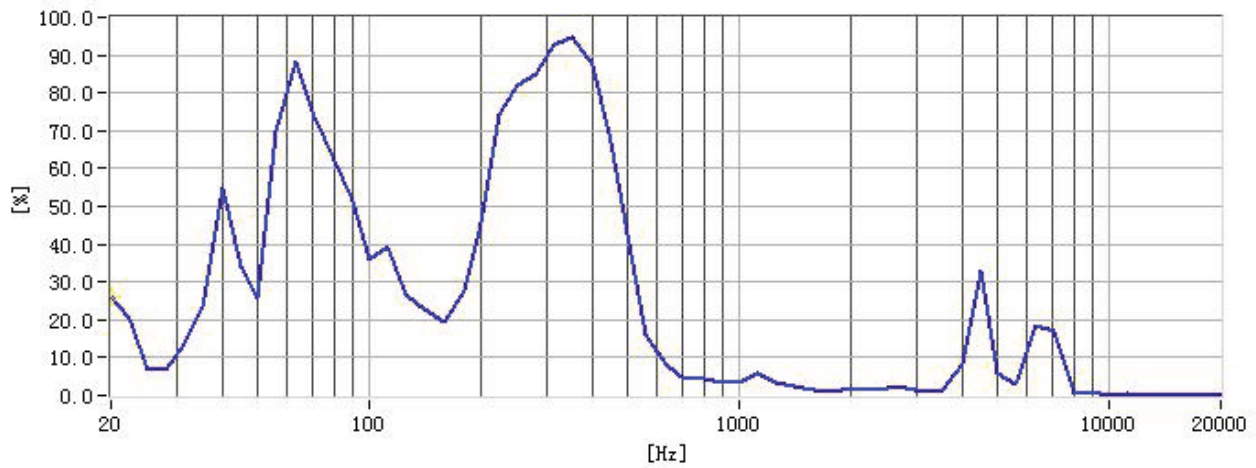


## RESPONSE CURVES

### Frequency Response Curve



### Total Harmonic Distortion Curve



## REVISION HISTORY

| rev. | description                       | date       |
|------|-----------------------------------|------------|
| 1.0  | initial release                   | 06/14/2024 |
| 1.01 | CUI Devices rebranded to Same Sky | 09/11/2024 |

The revision history provided is for informational purposes only and is believed to be accurate.



Same Sky offers a one (1) year limited warranty. Complete warranty information is listed on our website.

Same Sky reserves the right to make changes to the product at any time without notice. Information provided by Same Sky is believed to be accurate and reliable. However, no responsibility is assumed by Same Sky for its use, nor for any infringements of patents or other rights of third parties which may result from its use.

Same Sky products are not authorized or warranted for use as critical components in equipment that requires an extremely high level of reliability. A critical component is any component of a life support device or system whose failure to perform can be reasonably expected to cause the failure of the life support device or system, or to affect its safety or effectiveness.

[sameskydevices.com](https://www.sameskydevices.com)