



MODEL: CMS-2853-28L152 | DESCRIPTION: SPEAKER

FEATURES

- PET cone
- 2 W
- lead wires



SPECIFICATIONS

parameter	conditions/description	min	typ	max	units
input power			2.0	2.2	W
impedance	at 2 kHz, 1.0 V	6.8	8	9.2	Ω
resonant frequency (Fo)	at 1.0 V	720	900	1,080	Hz
frequency response		Fo		7,000	Hz
sound pressure level	at 1.0 W, 0.5 m, avg at 0.8, 1.0, 1.2, 1.5 kHz at 2.0 W, 0.5 m, avg at 0.8, 1.0, 1.2, 1.5 kHz	85 88	88 91	91 94	dB
distortion	at 1.0 kHz, 1 W, 0.5 m			10	%
buzz, rattle, etc.	must be normal at sine wave, frequency range			4.0	V
polarity	cone moves forward w/ positive dc current to “+” terminal				
dimensions	Ø28 x 5.3				mm
magnet	Nd-Fe-B				
frame material	SPCC				
cone material	PET				
terminal	lead wires				
weight		11.04	12.00	12.96	g
operating temperature		-30		70	°C
storage temperature		-30		75	°C
hand soldering	for 3~5 seconds	370	380	390	°C
RoHS	yes				

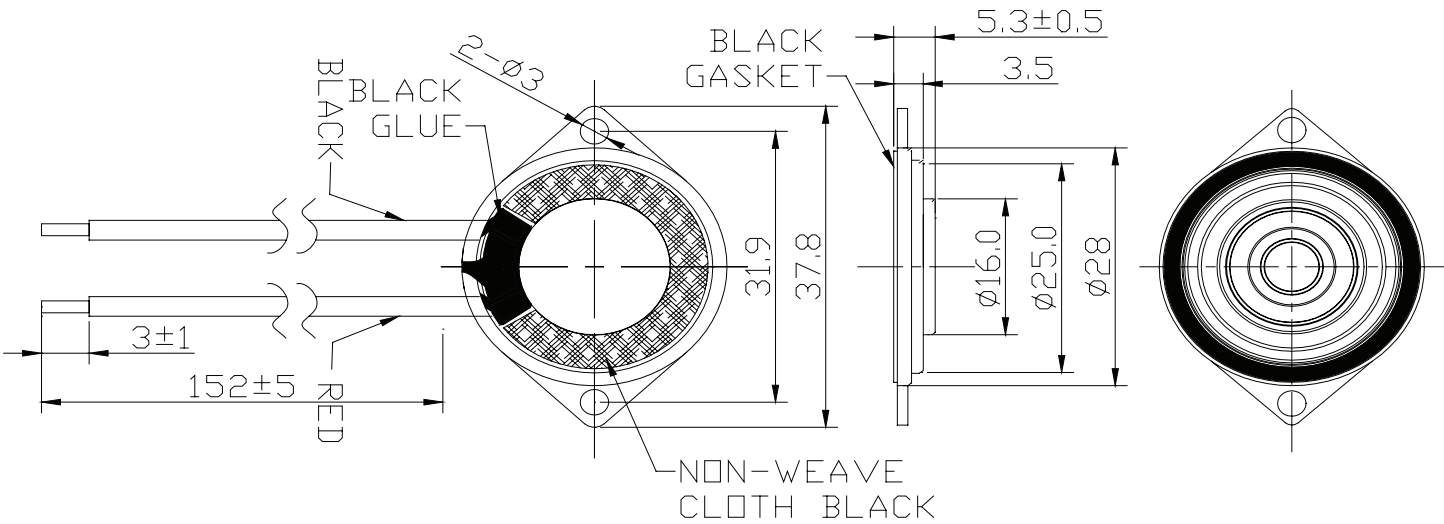
Notes:

1. All specifications measured at 15~35°C, humidity at 45~85%, under 86~106 kPa pressure, unless otherwise noted.

MECHANICAL DRAWING

units: mm
tolerance: ± 0.5 mm

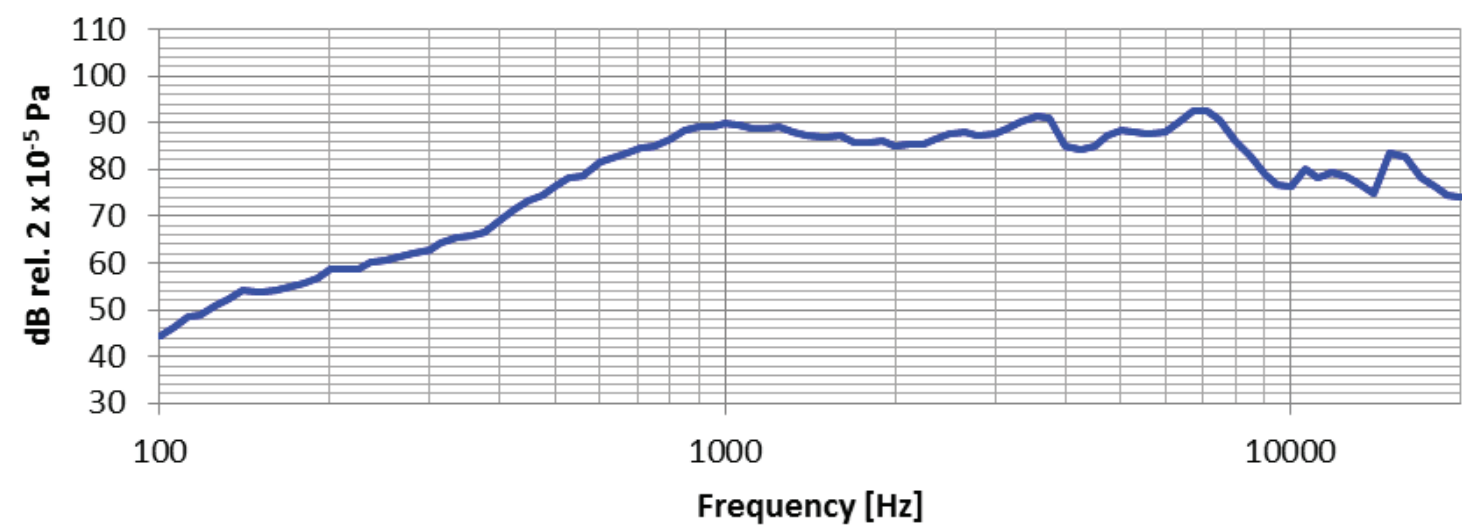
wire: UL1007, 28AWG



RESPONSE CURVES

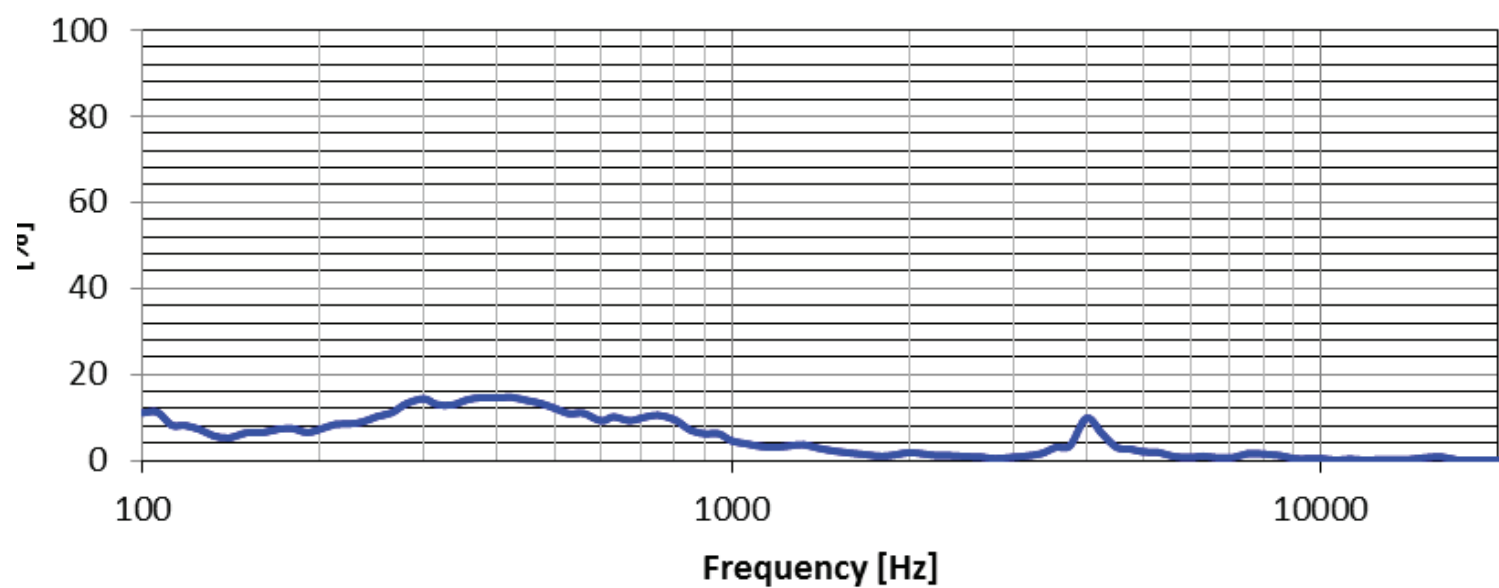
Frequency Response Curve

Test Conditions: 1.0 W/0.5 m



Total Harmonic Distortion Curve

Test Conditions: 1.0 W/0.5 m



REVISION HISTORY

rev.	description	date
1.0	initial release	09/10/2024

The revision history provided is for informational purposes only and is believed to be accurate.



Same Sky offers a one (1) year limited warranty. Complete warranty information is listed on our website.

Same Sky reserves the right to make changes to the product at any time without notice. Information provided by Same Sky is believed to be accurate and reliable. However, no responsibility is assumed by Same Sky for its use, nor for any infringements of patents or other rights of third parties which may result from its use.

Same Sky products are not authorized or warranted for use as critical components in equipment that requires an extremely high level of reliability. A critical component is any component of a life support device or system whose failure to perform can be reasonably expected to cause the failure of the life support device or system, or to affect its safety or effectiveness.

sameskydevices.com