



MODEL: CVS-3108 | **DESCRIPTION:** SPEAKER

FEATURES

- plastic frame
- PET cone
- plastic case



SPECIFICATIONS

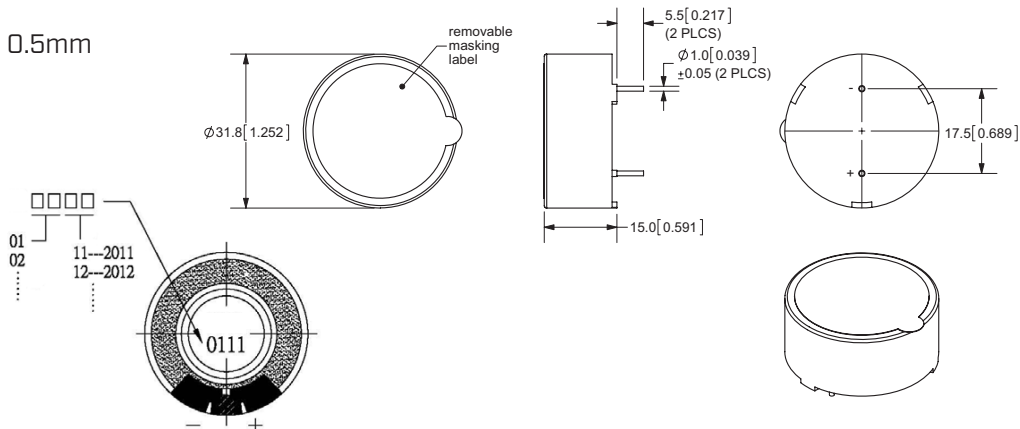
parameter	conditions/description	min	typ	max	units
diameter			31.8		mm
depth			20.5		mm
input power	max. power: IEC-60268-5, filter 60 s on / 120 s off, 10 cycles at room temp		0.1	0.2	W
impedance	at 1.5 kHz, 1 V	6.4	8	9.6	Ω
resonant frequency	at 1 V	1,050	1,250	1,450	Hz
sound pressure level	0.1 W, 10 cm ave. at 1.5, 2, 2.5, 3.0 kHz 1 W, 1 m ave. at 1.5, 2, 2.5, 3.0 kHz	92 82	95 85	98 88	dB dB
response				4,000	Hz
distortion	at 1 kHz, 0.1 W			10	%
buzz, rattle, etc.	must be normal at sine wave 0.89 V				
magnet size	ø16.0 x 7.0 x 2.5 mm				
operating temperature		-20		55	°C
weight			10		g
material	ABS UL-94 1/16" HB (black)				
washable	yes				
RoHS	yes				

SOLDERABILITY

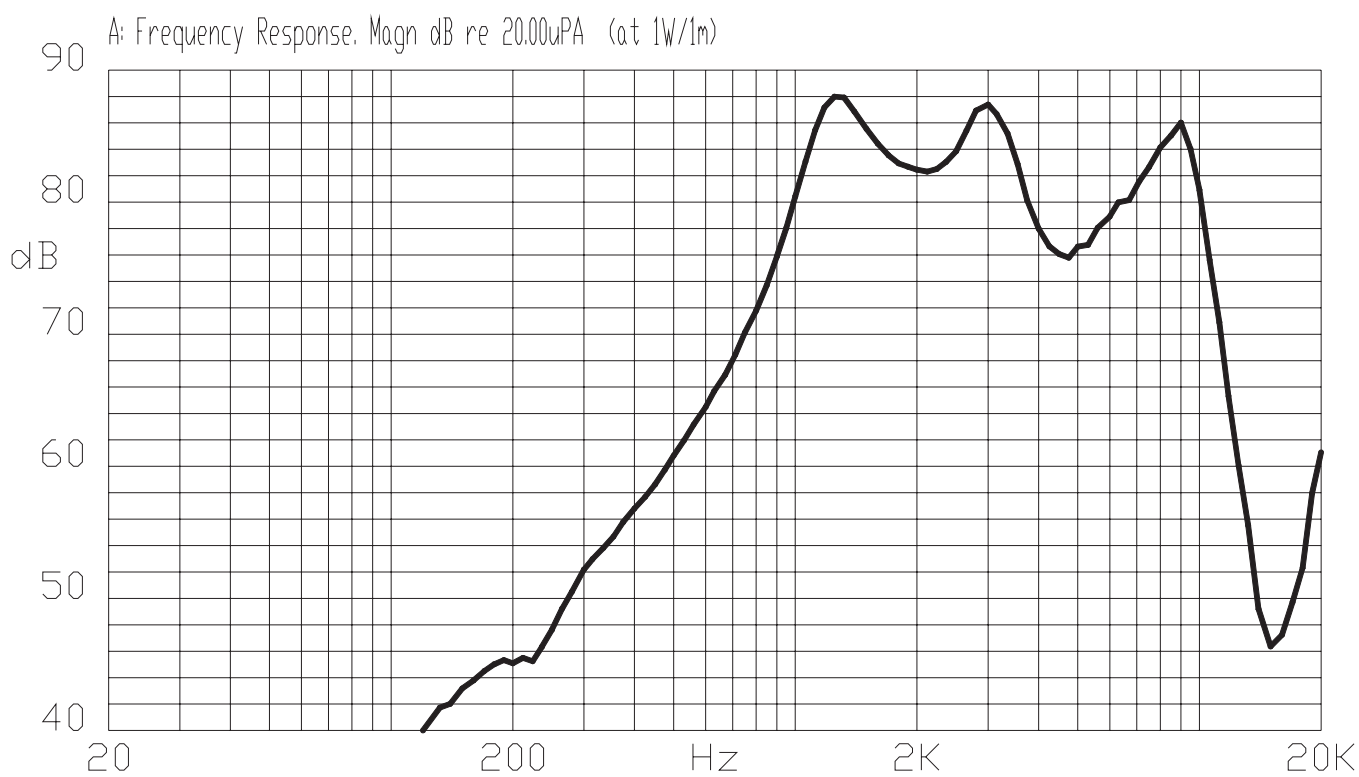
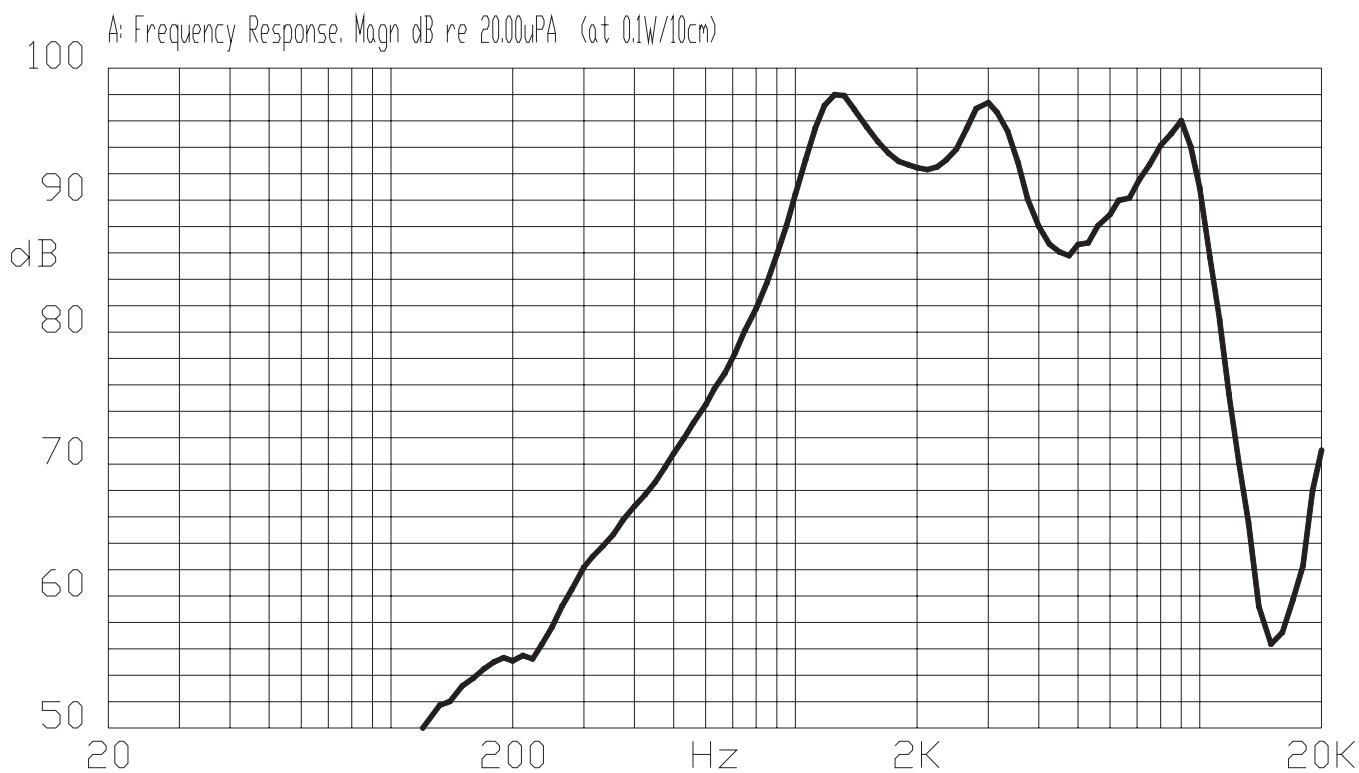
parameter	conditions/description
hand soldering	350 ±5°C for 3 seconds

MECHANICAL DRAWING

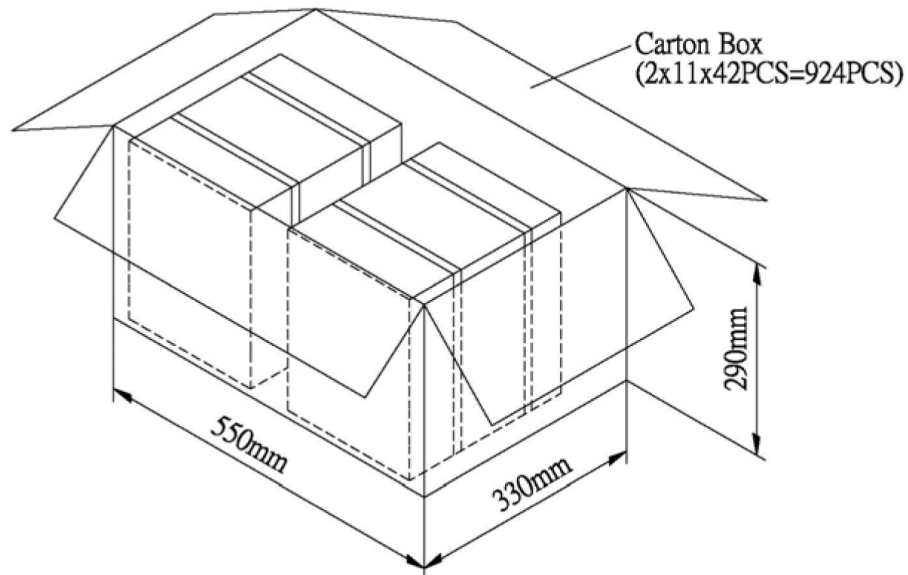
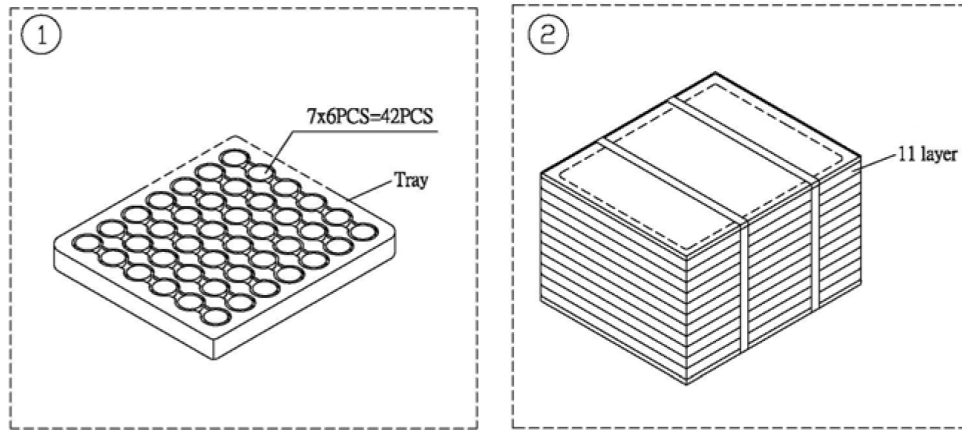
units: mm
tolerance: ± 0.5mm



FREQUENCY RESPONSE CURVE



PACKAGING



Tray	300mmx255mmx31mm	1x42PCS=42PCS
Carton Box	550mmx330mmx290mm	2x11x42PCS=924PCS

REVISION HISTORY

rev.	description	date
1.0	initial release	11/15/2011
1.01	changed solder time from 5 seconds to 3 seconds	08/06/2012
1.02	brand update	01/22/2020
1.03	logo, datasheet style update	08/05/2022
1.04	CUI Devices rebranded to Same Sky	09/11/2024

The revision history provided is for informational purposes only and is believed to be accurate.



Same Sky offers a one (1) year limited warranty. Complete warranty information is listed on our website.

Same Sky reserves the right to make changes to the product at any time without notice. Information provided by Same Sky is believed to be accurate and reliable. However, no responsibility is assumed by Same Sky for its use, nor for any infringements of patents or other rights of third parties which may result from its use.

Same Sky products are not authorized or warranted for use as critical components in equipment that requires an extremely high level of reliability. A critical component is any component of a life support device or system whose failure to perform can be reasonably expected to cause the failure of the life support device or system, or to affect its safety or effectiveness.

[sameskydevices.com](https://www.sameskydevices.com)