



**MODEL:** CVS-2308 | **DESCRIPTION:** SPEAKER

**FEATURES**

- plastic frame
- PET cone
- plastic case



**SPECIFICATIONS**

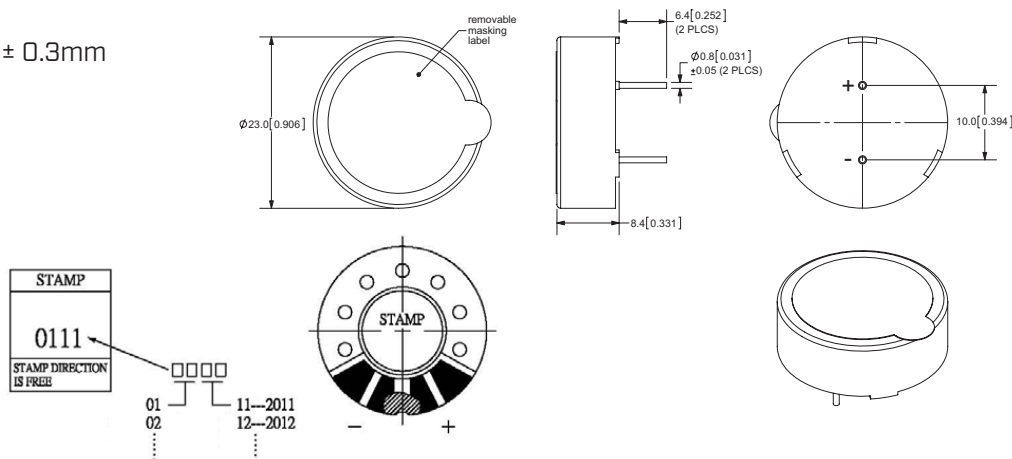
parameter	conditions/description	min	typ	max	units
diameter			23		mm
depth			15		mm
input power	max. power: IEC-60268-5, filter 60 s on / 120 s off, 10 cycles at room temp		0.1	0.15	W
impedance	at 2 kHz, 1 V	6.8	8	9.2	Ω
resonant frequency	at 1 V	1,200	1,500	1,800	Hz
sound pressure level	0.1 W, 10 cm ave. at 2.0, 2.5, 3.0, 4.0 kHz 1 W, 1 m ave. at 2.0, 2.5, 3.0, 4.0 kHz	85 74	88 77	91 80	dB dB
response				6,000	Hz
distortion	at 2 kHz, 0.1 W			10	%
buzz, rattle, etc.	must be normal at sine wave 0.89 V				
magnet size	∅6.5 x 1.5 mm				
operating temperature		-20		55	°C
weight			3.2		g
material	ABS UL-94 1/16" HB (black)				
washable	yes				
RoHS	yes				

**SOLDERABILITY**

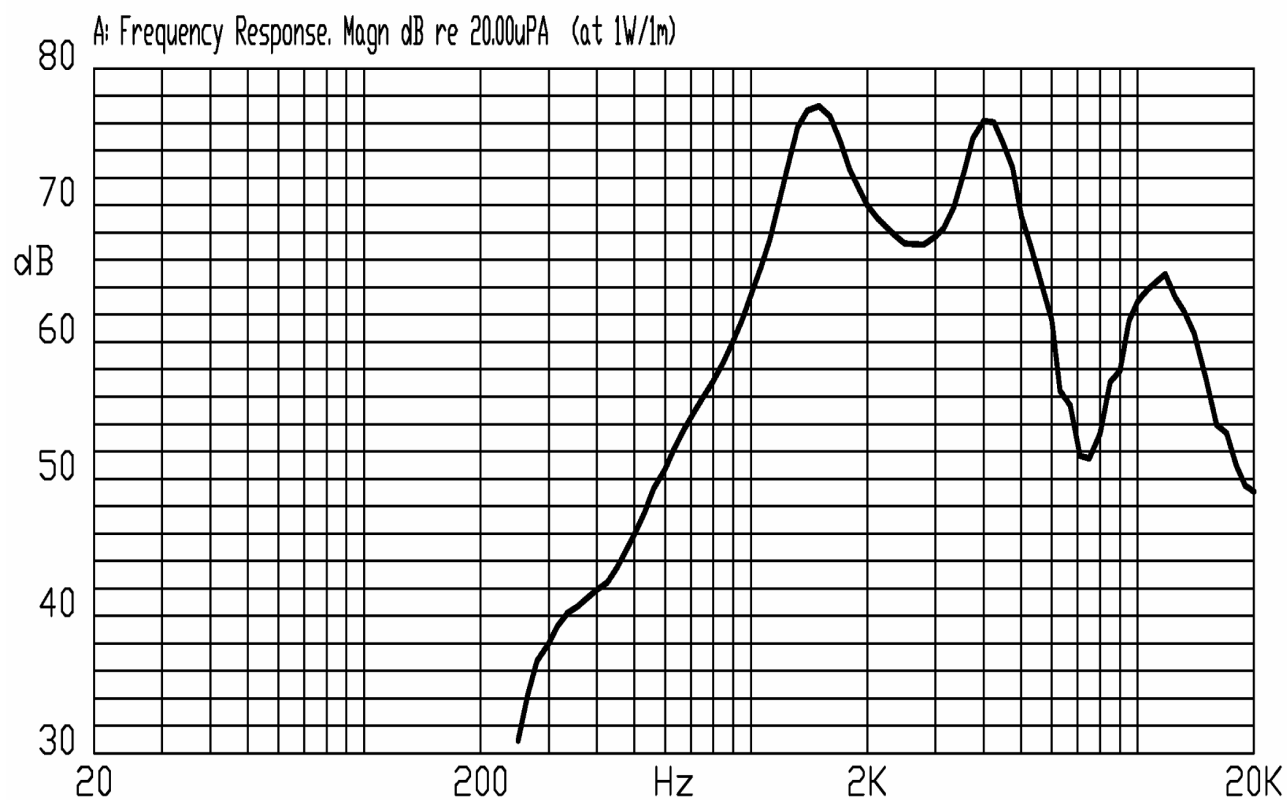
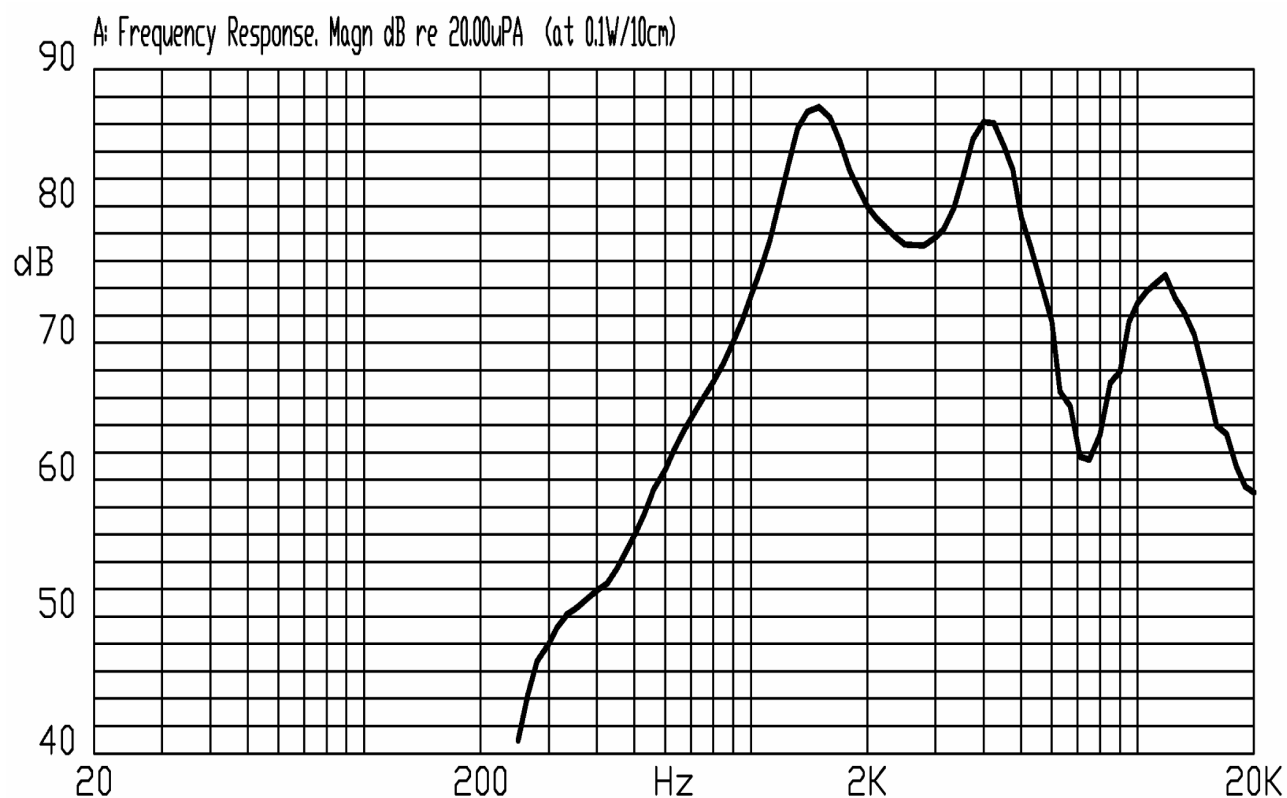
parameter	conditions/description
hand soldering	350 ±5°C for 3 seconds

**MECHANICAL DRAWING**

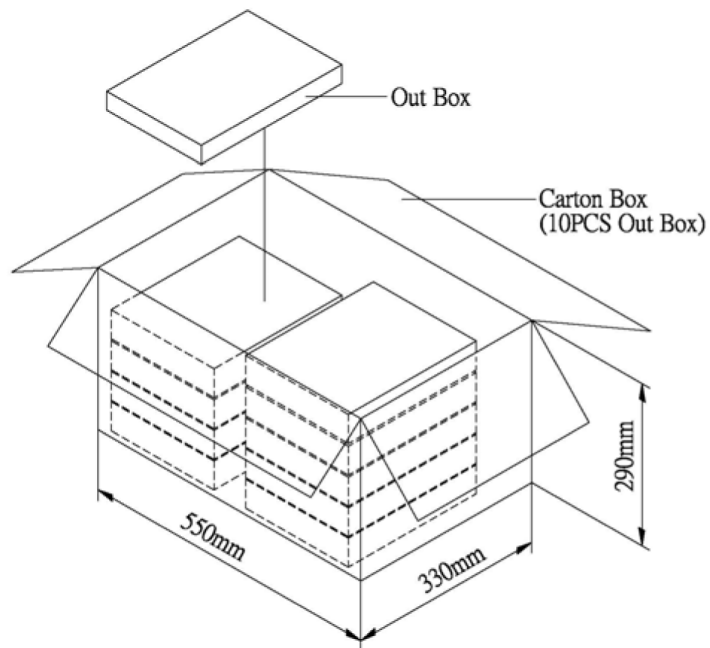
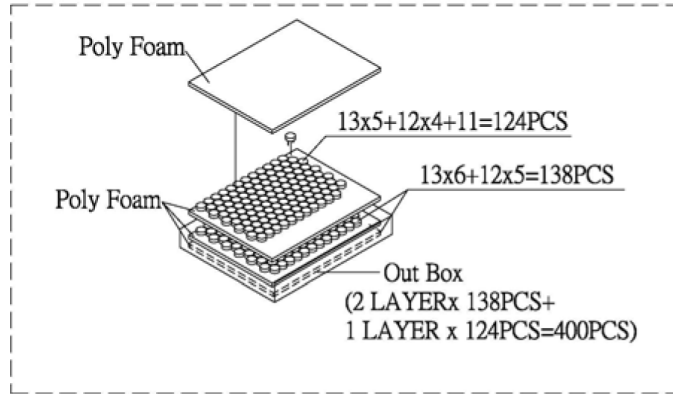
units: mm  
tolerance: ± 0.3mm



## FREQUENCY RESPONSE CURVE



## PACKAGING



Out Box	310mmx248mmx49mm	1x400PCS=400PCS
Carton Box	550mmx330mmx290mm	400PCSx10=4,000PCS

## REVISION HISTORY

rev.	description	date
1.0	initial release	11/15/2011
1.01	changed solder time from 5 seconds to 3 seconds	08/06/2012
1.02	brand update	01/21/2020
1.03	logo, datasheet style update	08/05/2022
1.04	CUI Devices rebranded to Same Sky	09/11/2024

The revision history provided is for informational purposes only and is believed to be accurate.



Same Sky offers a one (1) year limited warranty. Complete warranty information is listed on our website.

Same Sky reserves the right to make changes to the product at any time without notice. Information provided by Same Sky is believed to be accurate and reliable. However, no responsibility is assumed by Same Sky for its use, nor for any infringements of patents or other rights of third parties which may result from its use.

Same Sky products are not authorized or warranted for use as critical components in equipment that requires an extremely high level of reliability. A critical component is any component of a life support device or system whose failure to perform can be reasonably expected to cause the failure of the life support device or system, or to affect its safety or effectiveness.

[sameskydevices.com](https://www.sameskydevices.com)