



MODEL: CUSA-R80-130-3000-TH | **DESCRIPTION:** ULTRASONIC SENSOR

FEATURES

- aluminum housing
- receiver
- open type
- through hole

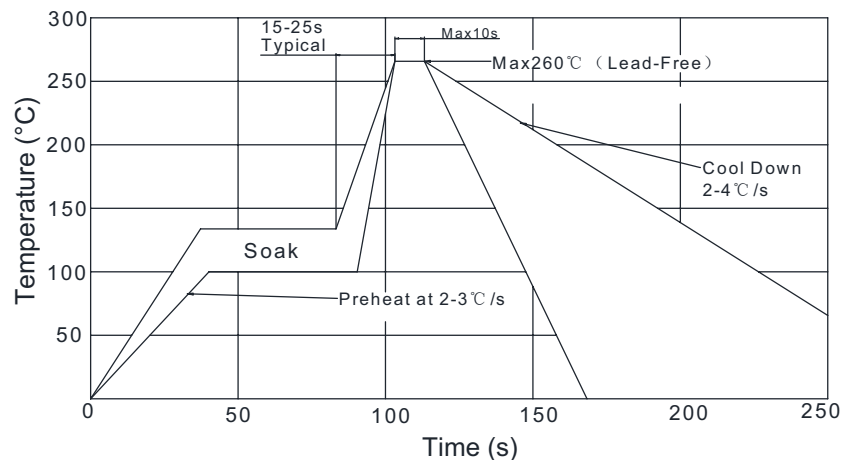


SPECIFICATIONS

parameter	conditions/description	min	typ	max	units
type	receiver				
operating voltage				200	Vp-p
frequency		28	29	30	kHz
sensitivity		-75			dBV/ μ bar
directivity	at -6 dB	65	80	95	degree
capacitance	at 1 kHz	2,250	3,000	3,750	pF
detectable range		0		13	m
dimensions	\varnothing 16 x 12				mm
material	aluminum				
terminal	pins (brass with tin plating)				
weight			2.6		g
operating temperature		-20		80	$^{\circ}$ C
storage temperature		-20		80	$^{\circ}$ C
RoHS	yes				

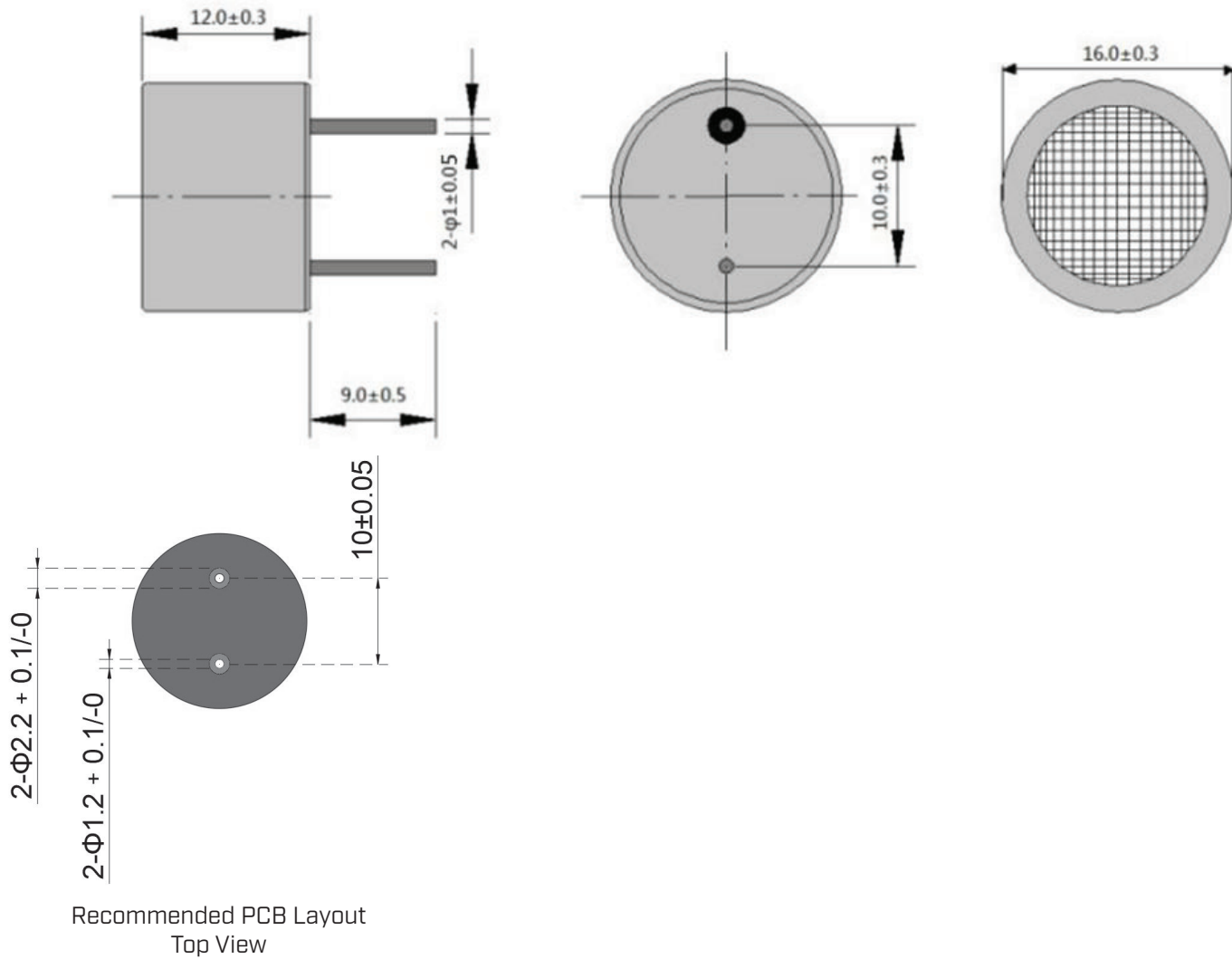
SOLDERABILITY

parameter	conditions/description	min	typ	max	units
wave soldering				260	$^{\circ}$ C



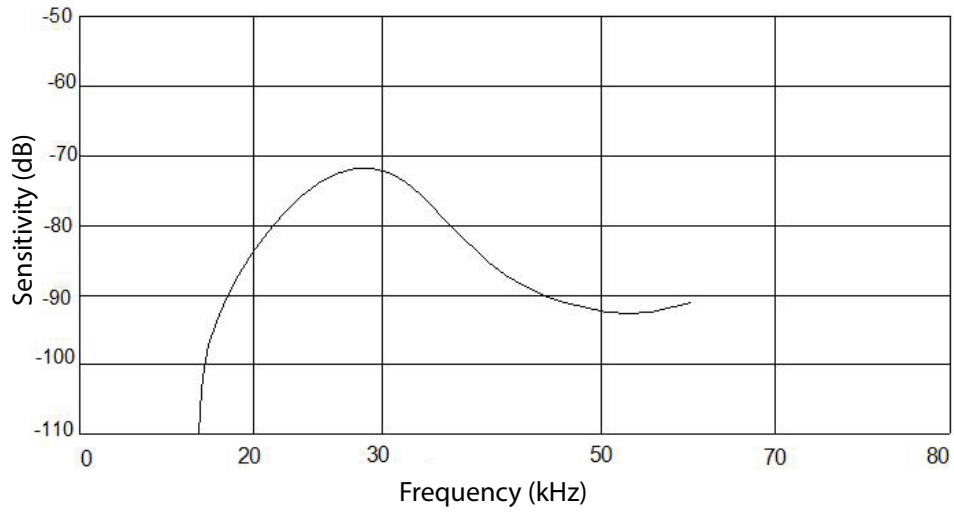
MECHANICAL DRAWING

units: mm

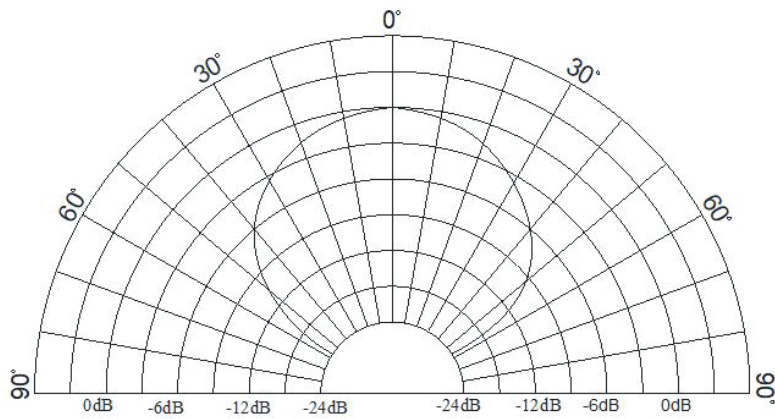


BEAM PATTERNS

Sensitivity vs. Frequency



Directivity



PACKAGING

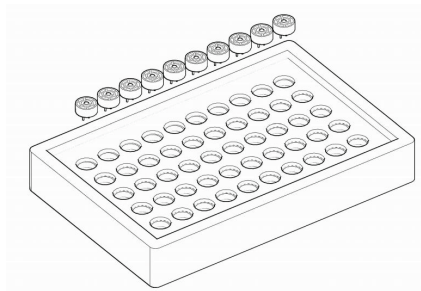
units: cm

Tray Size: 23.5 x 13.5x 3 cm

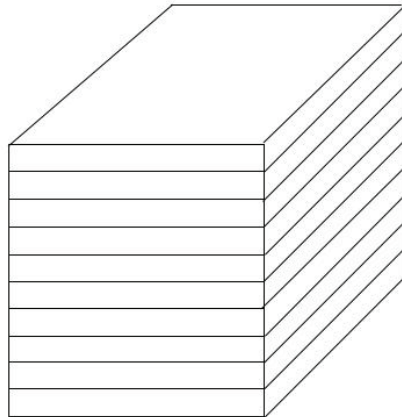
Tray QTY: 50 pcs per tray

Carton Size: 47.5 x 28.5 x 32 cm

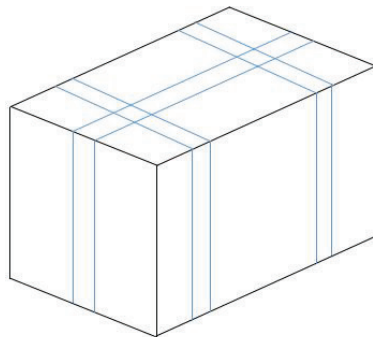
Carton QTY: 2,000 pcs per carton



50PCS/BOX
BOX SIZE:23.5*13.5*3CM



10BOXES/STACK, TOTAL 500PCS
STACK SIZE:23.5*13.5*27.5CM



2000PCS/CARTON
CARTON SIZE:47.5*28.5*32CM

Net Weight:5.2KG
Gross Weight:5.9KG

REVISION HISTORY

rev.	description	date
1.0	initial release	08/08/2024
1.01	CUI Devices rebranded to Same Sky	09/12/2024

The revision history provided is for informational purposes only and is believed to be accurate.



Same Sky offers a one (1) year limited warranty. Complete warranty information is listed on our website.

Same Sky reserves the right to make changes to the product at any time without notice. Information provided by Same Sky is believed to be accurate and reliable. However, no responsibility is assumed by Same Sky for its use, nor for any infringements of patents or other rights of third parties which may result from its use.

Same Sky products are not authorized or warranted for use as critical components in equipment that requires an extremely high level of reliability. A critical component is any component of a life support device or system whose failure to perform can be reasonably expected to cause the failure of the life support device or system, or to affect its safety or effectiveness.

[sameskydevices.com](https://www.sameskydevices.com)