

Product Change Notice (PCN)

Date: **5/25/2023**

PCN Number: **PCN-0450914R-01**

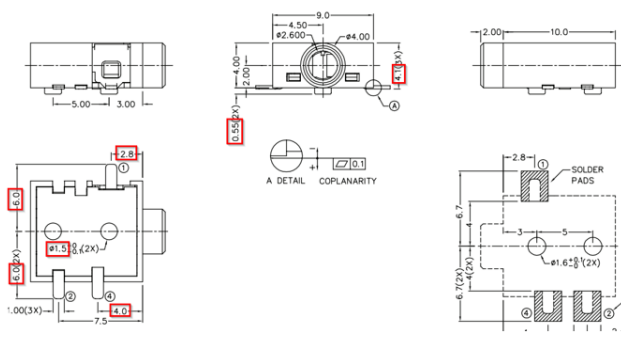
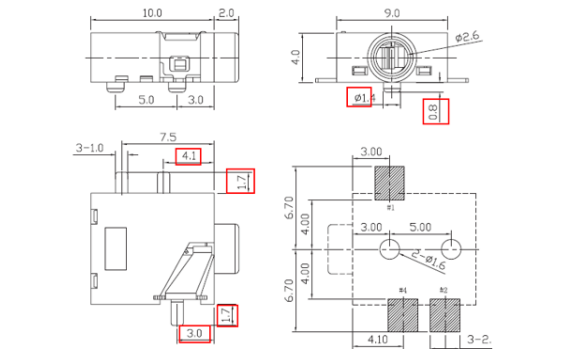
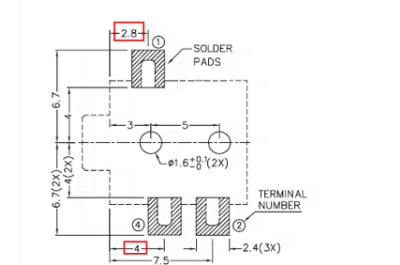


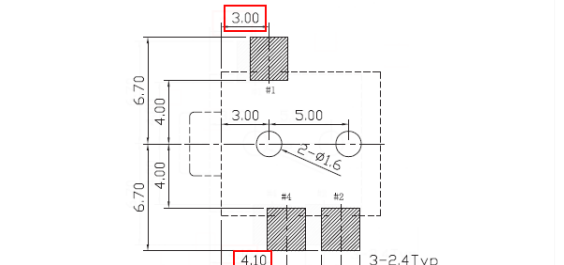

To Our Customers:

We appreciate your use of our products. Our commitment in maintaining and improving processes is demonstrated by plans to enhance our product quality, reliability, and manufacturability. The purpose of this notice is to inform you of a product change.

Product(s) Affected: MJ1-2510-SMT-TR

Reason(s) for Change: *Manufacturing process improvements*

Description of Change: *Mechanical, material, soldering, and packaging changes as shown below:*

PREVIOUS CUI DEVICES DETAIL / IMAGE	NEW CUI DEVICES DETAIL / IMAGE												
 <p>A DETAIL COPLANARITY</p>													
 <p>Recommended PCB Layout Top View</p> <table border="1" data-bbox="609 1344 795 1554"> <tr> <td>Model No.</td> <td>MJ1-2510-SMT-TR</td> </tr> <tr> <td>Schematic</td> <td></td> </tr> <tr> <td>PIN</td> <td></td> </tr> <tr> <td>1</td> <td>sleeve</td> </tr> <tr> <td>2</td> <td>tip</td> </tr> <tr> <td>4</td> <td>tip switch</td> </tr> </table>	Model No.	MJ1-2510-SMT-TR	Schematic		PIN		1	sleeve	2	tip	4	tip switch	 <p>Recommended PCB Layout Top View</p>
Model No.	MJ1-2510-SMT-TR												
Schematic													
PIN													
1	sleeve												
2	tip												
4	tip switch												

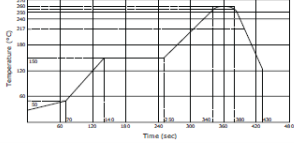
	MATERIAL	PLATING
terminal 1	copper alloy	gold flash
terminal 2	copper alloy	gold flash
terminal 4	brass	gold flash
plastic	PA6T or equivalent	

DESCRIPTION	MATERIAL	PLATING/COLOR
terminal 1	copper alloy	gold over nickel
terminal 2	copper alloy	gold over nickel
terminal 4	copper alloy	gold over nickel
housing	PPA [UL94V-0]	black
cover	PPA [UL94V-0]	black

SOLDERABILITY

parameter	conditions/description	min	typ	max	units
reel storage	at relative humidity <80%		40		°C
reflow soldering ¹	see reflow profile	255	260	265	°C
drying conditions ²	parts in reel: bake at 40°C ±5°C for 72 hours parts removed from reel: bake at 40°C ±5°C for 10 hours				


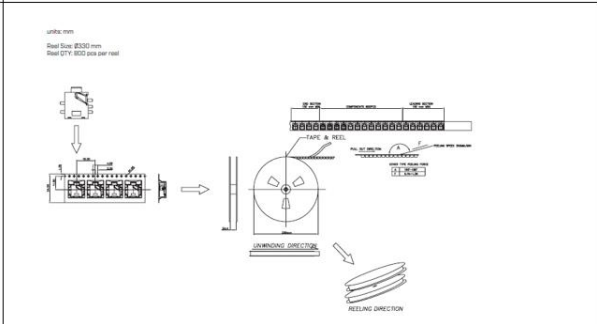
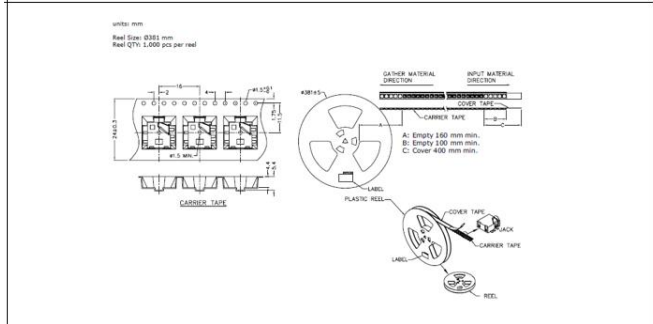
Note: 3. Must reflow solder within 72 hours from opening vacuum packaging at a temperature <30°C & relative humidity <60%.
4. When exceeding floor life by >72 hours.



SOLDERABILITY

parameter	conditions/description	min	typ	max	units
reel storage	5-25°C, 60-75% humidity				
reflow soldering	see reflow profile	255	260		°C

Note: 1. CU Devices recommends usage of the product within 24 hours after 168 is opened. After 24 hours, CU Devices recommends drying the parts prior to use.


Affected Date Code: **5/23/2023**

Product Availability: **Channel Availability Q3**

Additional Information:

PCN Approval:

Operations/Quality



Product Management





F-723-001

Revision: A